

Horse





Power

Ignition

CATALOGUE 2010

VERSION 10.1

HIGH QUALITY ELECTRICAL PRODUCTS FOR
ROAD, CROSS, ENDURO, QUAD, SCOOTER & JETSKI



HORSE POWER IGNITION

Through many years of experience, Horse Power Ignition has been and still is developing a thorough know-how on engine electronics. This guarantees a perfect realization of all our products. Whether it's a simple coil or a digitally programmable CDI-unit, you can always trust on us.

Electrex World and Horse Power Ignition have been working together for many years. Because of this, we have obtained the largest offer of engine electronics and electro. Mainly Japanese, but also some European motorcycles.

Horse Power Ignition Belgium:

BTW BE 0889 111 007
Kuilenstraat 97, 3960 Bree, Belgium
Phone: (+32)(0)89 46 74 39
Fax: (+32)(0)89 47 33 28
Mobile: (+32)(0)495 53 90 21
E-mail: hpi@hpi.be
Website HPI: www.hpi.be
Website PowerBoxTuning: www.powerboxtuning.be

Bank Information:

Dexia bank, Witte Torenwal 2, 3960 Bree, Belgium

Horse Power Ignition BVBA
778-5982323-97
IBAN: BE54 778-5982323-97
Swift: GKCCBEBB

Horse Power Ignition, verzend-adres Nederland:

Postbus 3139, 6039 ZG Stamproy, Nederland
NL Postbank: 5170088



TERMS & CONDITIONS

GENERAL

Products are dispatched after the total amount of the invoice is received. Usually products are dispatched by cash on delivery. Orders will be accepted by telephone, fax and e-mail. Stock products will be sent to you within 3 days. Testing and reparation will take place within 14 days from the date of delivery.

GUARANTEE

- * Repairment: 3 months
- * Digital replacement ignition: 6 months
- * Generator / Regulator: 6 months
- * Programmable CDI: 6 months

ALL PRODUCTS APPLY:

- * Guarantee from the date of dispatch
- * Horse Power Ignition guarantees all material and construction defects and will repair free of charge
- * Claims in respect of damage, of whatever nature, direct or indirect, to persons and/or materials are excluded
- * Always consult your HPI dealer in the first instance, usually he will be able to solve the problem or repair the defect
- * If parts are repaired or replaced within the warranty period, this does not extend the warranty period

THIS WARRANTY ONLY APPLIES:

- * If you can submit proof of the date of purchase, i.e. a receipt stating the date of the purchase
- * If no repairs or alternations have been made to the products by third parties, nor other than the original parts have been fitted
- * If products are used in accordance with the instructions
- * If products are mounted correctly
- * If we cannot plead force majeure
- * The warranty provisions apply in combination with our terms of delivery and sale
- * All costs of transport of the product to be repaired is at the buyer's expense
- * Badly packed articles are not accepted

CONTENTS

NEW PRODUCTS	04-05
APPLICATION LIST: ROAD BIKES, SCOOTERS	06-10
APPLICATION LIST: MX / ENDURO	11-14
APPLICATION LIST: QUAD / ATV, TRIAL, BUGGY, GO-KART, JETSKI	15-16
PICTURES	
COMPLETE IGNITION & LIGHTING STATORS	17-18
GENERATORS	19-21
REGULATOR / RECTIFIERS	22-24
REGULATORS	25
RECTIFIERS	25
HT-COILS	25
IGNITION COILS	26-27
LIGHTING COILS	27
PICK-UP COILS	28
ROTORS	28-29
STARTER MOTORS	29
TUNEBOX SOFTWARE	30
DIGITAL HPI CDI UNITS	31-32
UNIVERSAL DIGITAL BATTERY IGNITION	33
HPI UNIVERSAL INNERROTOR	34-38
PVL / SELETTRA / SEM / MOTOPLAT REPLICAS	39
STATOR KITS FOR CLASSIC TRIALS & MX	40-41
ELECTRONIC FUEL INJECTION SYSTEMS	42
TESTING BENCH	43
PITSCH KRÖBER IGNITIONS & REV-COUNTERS	43

POWER BOX TUNING

**More horse power and less fuel-use!
It gives you the ability to use the built-in reserves of your engine.
With our powerboxes, you've got the professional solution!
This is extremely useful for turbodiesels and common rail engines.**

The advantages:

- * quick and easy to install
- * very low price
- * amazing results; from 20 to 70 extra horse power
- * 7 days money back warranty

TDI/PD tuningbox for: VW, Audi, Seat, Skoda, Ford etc.

COMMON-RAIL tuningbox for: BMW, Mercedes CDI, Alfa Romeo JTD, Citroën HDI, Peugeot HDI, Renault DCI, Ford TDCI

VP44 tuningbox for: Ford Mondeo TDDI, Ford Focus TDDI, Opel DTI etc.

For other turbo diesels we use a UNIVERSAL tuningbox, fit for:


Alfa Romeo, Audi, BMW, Chrysler, Fiat, Ford, Mercedes, Mazda, Lancia, Mitsubishi, Nissan, Opel, Peugeot, Rover, Renault, Saab, Seat, Scoda, Ssangyong, Toyota, Volvo, Suzuki, VW etc.

We also have a universal tuningbox for GASOLINE engines.

For more information, visit our website: www.powerboxtuning.be



UNIVERSAL INNERROTOR IGNITION FOR 2, 3 & 4 CYLINDER ENGINES



Our well-known universal ignition, now available for 2, 3 and 4 cylinder engines.

See pages 34-38 for more details.



ELECTRONIC FUEL INJECTION SYSTEMS

Available for many engines.
See page 42 for more information.

Be sure to check our website regularly for the newest applications, as we are constantly developing and thus increasing our product range.

NEW: all EFIS are now also available as a digital (programmable) unit, allowing you to draw your own curve. The software used is much like the Tunebox program.



HOUR (SERVICE) METER


For motorcross, ATV, motorcycle, snowmobile, marine...

- * Track the service life of your vehicle: oil changes, valve adjustments, spark plugs, etc...
- * Easy installation: peel & stick, no wiring necessary, or attach with enclosed hardware
- * No battery required: connects to spark plug wire
- * Works on any gas engine



ENDURO 12V POWER DELAY SWITCH


This unit will delay the power to your headlights for a few seconds, so the engine will start more easily.
Available for Honda (picture shown) and Suzuki.
Other brands by request.
Very easy installation.



PEUGEOT CHIPKEY CDI

These CDI's bypass the original immobiliser system and are direct replacements for original parts.

- CD10002 Fits: Elyceo 50/100cc, Speedfight I, Trekker
(Original CDI code: AEC400)
- CD10003 Fits: Elyceo 50/100cc, Speedfight II, Trekker, Vivacity
(Original CDI code: AC1100.01)
- CD10004D Fits: Elyceo 125/150cc (4 stroke)
(Original CDI code: AC1100.02)
- CD10005D Fits: Gilera Runner RST 125/200cc (4 stroke)
(Original CDI code: AC51)




RACE ALTERNATOR SYSTEMS

Features:

- * unique 3-phase system
- * 3 HP gain in power compared to factory race kits
- * high performance, ultra compact, lightweight charging system

Available for:

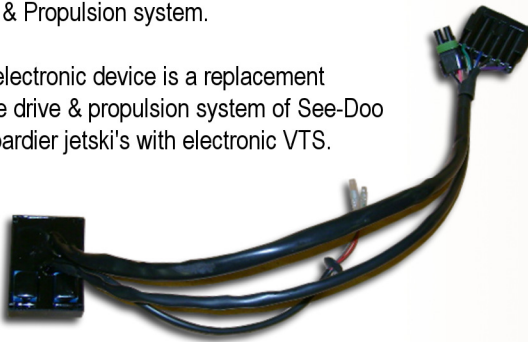
- * Honda: RS125, CBR600, CBR1000
- * Suzuki: GSX600, GSXR750, GSXR1000
- * Kawasaki: ZX6, ZX6RR, ZX10



SEA-DOO VTS

Drive & Propulsion system.

This electronic device is a replacement for the drive & propulsion system of See-Doo Bombardier jetski's with electronic VTS.



COMPLETE IGNITION & LIGHTING STATORS / STARTER MOTORS

Complete ignition & lighting systems:

New range of complete bolt-on stator units enabling you to save time and hassle when fitting. See pages 17-18 for more information.

Starter motors:

A range of starter motors is now available. See page 29 for more information.



HONDA					
MODEL	YEAR	GENERATOR / STATOR	REGULATOR / RECTIFIER	IGNITION / PICK-UP / HT-COIL	STARTER MOTOR / ROTOR / CDI-UNIT
MB50/MT50/MBX80				C01	
CB100		G210			
H100 Electronic				C26	
H100				C04	
XL 100 R	78-87		RR67		
CA125 Rebel	95 on		RR79		
CB125		G210			
CBR125	05-08				CD1115D
CG125 Brazil				C25/C22	
CG125 Points Model		ST1102			
CG125 (8 pole)		ST1103			
MBX125				C01	
MTX125	78 on		RR67		
RS125					CD1113D
VT 125		G17	RR58		
XL 125/R	78-87		RR67		
XL 125RW			RR17		
XL 125V		G17	RR58		
NES150		G17	RR58		
CB175			RG50		
XL 185	79-83		RR67		
CB200			RG50		
MTX200	83 on		RR67		
XL200R	78-87		RR67		
CB250K4			RG50		
CB250 NT	77 on		RR18		
CB250RS (electric start)	77 on	G49	RR18		
CB250RS (kick start)		G201	RR18		
CBR250	86 on		RR58		
CM250C Custom	82-83		RR18		
CMX250 Rebel	96 on		RR79		
NSR250	87 on	G72	RR18		
NX250	88 on		RR58		CD1250
RS250 (electric start)		G49	RR18		
RS250 (kickstart)		G201	RR18		
VT250F2 / VTR250	83-87	G73	RR63		
CB350F	73-76		RR24		
CB350S	1987		RR66		
CB350	1974		RR16		
CL350			RC38		
BROS 400 (NC25)		G17	RR58/RR63		
CB400F	75-81		RR24/RC30		
CB400 N/A	1986		RR18		
CB1 400 (NC27)	89-91	G17	RR58		
CBR400R (NC29)	85-87	G17	RR63		
CBR400 (Aero)	1994		RR63		
CBR400RR (NC23)	1988	G17/G74	RR58		
CBX400F	1985		RR19		
CM400A/T			RR18		
CMX400 Rebel			RR18		
NSR400		G72	RR18		
RVF400R (NC35)	94-97	G53/G72	RR58		
VF400F	1985	G74	RR65		
VFR400 (NC24)	1986	G72/G17	RR63		
VFR400 (NC30)	89-93	G72	RR58		
VFR400 UK Model	1986	G72	RR59		
VFR400Z (NC21)	1986	G72	RR63		
V LX400		G07	RR65		
VT 400C Shadow	83-86	G07	RR65		
CB450 NDXS	1984		RR18		
CB450SC Nighthawk	82-86		RR18		
CB450	72-77		RR16/RR50		
CMX450 Rebel	85-87		RR18		
CB500F	73-77		RR24		
CB500T	75-78		RC38		
CB500	1994		RC30		
CB500	94-97	G53	RR58		
CX500AB	79-81	G47	RR18	C100/C110	
CX500C	78-84		RR16		
CX500C Custom	1981		RR65		
CX500E Prolink/Turbo	82-83	C08	RR65		
FT500	82-85	G49	RR18	C100/C110	
CB500 Clubman	1982	C45			
GL500	81-82		RR65		
VF500C V30 Magna	84-85	G74	RR65		
VF500 F/F2	84-86	G74	RR65		
VT500C Shadow	83-86	G07	RR65		
VT500 EFT	83-84	G07	RR65		
XBR500	1985	G49	RR18		
CB550F/K3			RR24		
CB550SC Nighthawk	1983		RR22		
CBX550F/F2			RR22		
CB600 Hornet	87-90		RR58		
CBR600	87-90	G74			
CBR600	91-00	G54	RR43		
CBR600	01-02		RR69		
CBR600	03-04		RR89		
CBR600F/F2	89-00		RR58		
CBR600F/J	1988	G74	RR62		
CBR600R	03 on		RR43		
CBX600E	83-87		RR21		
FJS600 Silverwing (scooter)		C54	RR65		
NTV600	1988	G08	RR25		
V LX600		G07	RR25		
VT600C Shadow	1988	G07	RR25		
XL600V Transalp	87 on	G07	RR64		CD1610
CB850C (european models)	80-81	G19	RR19		R09
CB850SC Import			RR21		
CB850SC Nighthawk	1983	G19	RR19		
CB850Z	79-82	G21	RR19		
CB850 (european models)	1985	G19	RR19		

HONDA					
MODEL	YEAR	GENERATOR / STATOR	REGULATOR / RECTIFIER	IGNITION / PICK-UP / HT-COIL	STARTER MOTOR / ROTOR / CDI-UNIT
CBX650	1983		RR21		
CX650 E/Custom/Turbo	1983	G08	RR65		
GL650	1982	G08	RR65		
NT650GT Nighthawk	88-91	G08	RR25		
NTV650 Deauville		G08	RR58		
NTV650 Revere	88-93	G08	RR25		
NV650C	1983	G07	RR65		
NX650 Dominator	88-89	G07	RR66		CD1651
XL650V		G07	RR58		CD1610
XR650V	88-89		RR84		
CB700SC Nighthawk	84-87		RR19		
VF700C V45 Magna	84-87	G14	RR64/RR65		
VF700F Interceptor	84-85	G14	RR65		
VF700S V45 Sabre	84-85	G14	RR65		
VFR700F	86-87	G14	RR62		
VT700C Shadow	83-84	G08	RR12		
CB750C/F/KZ (DOHC)	80-82	G21	RR21		
CB750FA/FB	80-82	G21	RR21		R09
CB750F1	75-76		RR24		
CB750F2	85-86		RR23		
CB750F2 (DOHC)	77-79	G21	RR21		R09
CB750 K1-7	69-78		RR24/RC30		R09
CB750KZ		G21	RR21		R09
CB750SC Nighthawk	84-87	G21	RR19		R09
CB750 Nighthawk	91-01		RR23		
CBX750 F/F2	1983		RR19		
NR750	1992	G14	RR58		
NV750C Shadow	1986	G08	RR65		
RVF750R	94-96	G72	RR58		
VF750C V45 Magna	82-98	G14	RR65		
VF750F Interceptor	83-85	G14	RR65		
VF750S V45 Sabre	82-85	G14	RR65		
VFR750F G/H	88-89	G14/G75	RR62		
VFR750F J/K	90-91	G75/G175	RR62		
VFR750F L	92 on	G52/G152	RR58		
VT750C Shadow	83-87	G08	RR12/RR65		
VT750C2 Ace	1997	G08	RR12		
XR750 Africa Twin	89-92	G07	RR64		CD1750
XR750 Africa Twin	90-93	G07	RR62		
XR750 Africa Twin	94-00	G07	RR63		
PC800 Pacific Coast	89-97		RR58		
VFR800	98-00	G52/G152	RR53		
VFR800 VTEC	00 on	G89	RR69		
VT800C	1988	G08	RR65		
CB900C Custom	80-82	G21	RR21		R09
CB900 F/F2/Custom	79-83	G21	RR21		R09
CB900 F (new models)			RR69		
CBR900RR Fireblade (SC28&SC33)	92-99	G52	RR58		
CBR900RR/929RR Fireblade (SC44)	00-01	G52	RR43		R089
CBR900RR Fireblade (SC50)	02 on	G89	RR43		
CBR929RR	02 on	G89			
CB1000 Big-One	93-97		RR23		
CB1000 Custom	1983		RR22		
CBR1000RR	04 on	G111	RR110		
CBR1000F	87-90		RR87		
CBR1000F	90-96		RR23		
CBX1000 Prolink	78-81		RR22		
GL 1000 Goldwing	75 on	G06/G106	RR29		SM1100P
VF1000 F/F2/R	1984	G14	RR65		
VF1000 Interceptor	1985	G14	RR65		
VTR1000 Firestorm	1997	G14/G110	RR58		
VTR1000 SPY/SPI			RR43		
XLV1000 Varadero	1999	G97	RR58		
CB1100F/R	81-83		RR22		
CB1100	1983		RR21		
CBX1100XX Blackbird	96-98	G52	RR58		
CBX1100XX Fuel-Injection	99 on	G52/G521	RR69		
GL 1100 Goldwing	80-83	G06/G106	RR29		SM1100P
ST1100 Pen European	1990		RR23		
VF1100 CV65/SV65	83-86	G14	RR65		
VT1100C Ace	95-97	G08			
VT1100C Shadow	85-94	G08	RR12		
VT1100C Shadow	02 on	G08	RR81		
GL 1200 Goldwing	84-87	G06/G106	RR29		SM1200P
GL 1200 SEI			RR57		
CB1300			RR113		
VTX1800C			RR69		

SUZUKI					
MODEL	YEAR	GENERATOR / STATOR	REGULATOR / RECTIFIER	IGNITION / PICK-UP / HT-COILS	STARTER MOTOR / ROTOR / CDI-UNIT
GS50				C06	
TS50 X				C06	
DR125/S	86-98		RR27		
GN125	1982		RR10		
GN125	1995		RR10		
GS125	1982		RR98		
GZ125			RR10		
RG125	1985		RR27		
RV125			RR10		
TS125X			RR73		
TS125ERX			RR120		
VL125		G01	RR10		
GT200 X5			RC38/RG12		
GSX240	1980	G01	RR10		
DR250S	86-98		RR27		
GN250	1986	G05	RR10		
GS250	80-82	G01	RR10		
GSX250	1980	G01	RR10		
RG250	1978		RR13		
RGV250	1989		RR17		
DR350S	90-98	G285	RR73		
SP370	77-80		RG06		
GT380	73-77	068 3C	RR77		
Bandit 400					CD2407D
GN400	1980	G05	RR10/RR68		
GS400E	89-96	G01	RR17		
GS400	1977		RR10		
GSF400 Bandit	1991	G78	RR17		
GSX400F	81-84	G01	RR13		
GSX400T		G01	RR10		
GSXR400 Import		G78	RR17		
RF400	1993	G01/G07	RR17		
SV400 Import			RR85		
GS425	1979	G01	RR10		
GN450 (single)		G05	RR13		
GS450					CD2408D
GS450EL	80-83	G01	RR10		
GS500	04 on	G01	RR17		
GS500E	89-97	G01	RR17		
GSF500		G77			
GT500		068 3C	RC38/RG12		
RG500 (2-stroke four)	1987	G283	RR73		
GS550L (16-valve)	1983	G01	RR11		
GS550L (8-valve)	79-82	G01	RR10		
GS550	77-83	G01	RR10		
GSX550	1983	G04	RR11		
GT550	73-77		RR77		
DR600S	1985		RR13	C102	
GSF600 Bandit	95-97		RG25		
GSX600F Katana	88-96		RG25		
GSXR600 K1		G95	RR55/RR20		
GSXR600 SRAD			RR55		
GSXR600W			RG25		
RF600R	93-96		RG25		
VS600 Intruder	95-96	G07/G107	RR75		
DL650 V-Strom			RR55		
GR650 (twin)	1983	G01	RR10		
GS650 E/L	76-79	G01	RR10		
GS650 GL/GT (8-valve)	81-86	G01	RR13		
GS650 Katana (8-valve)	81-84	G01	RR13		
LS650 Savage	95-98	G09	RR85		
LS650	86-88	G09	RR85		
SV650/L	All	G05	RR85		
XF650 Freewind	1997	G43	RR20		
VS700 Intruder	86-91	G07/G107	RR75		
GS750 E/L	76-79		RR10		
GSX750 E/ES	83-85	G02	RR13		
GSX750 E/L/S	81-82	G01	RR09		
GSX750 EF	84-85	G02	RR13		
GSX750 ET		G01	RR13		
GSX750F		G02	RR11		
GSX750F			RG25		
GSXR750K1		G95			
GSXR750 SRAD	96-00		RR55/RR25		
GT750 (two stroke triple)	73-77	068 3C	RR77		
VS750 Intruder	86-91	G07/G107	RR75		
VL900			RR55		
VS800 Intruder	90-96	G07/G107	RR16/RR75		
VX800	90-96	G74	RR85		
VZ800 Marauder	1987		RR55		
GS850 GL/GT (8-valve)	79-88	G01	RR10		
XN850/Turbo	1983	G02	RR11		
RF900R	93-96		RG25		
DL1000 V-Strom			RR55		
GS1000 GL/GT (8-valve)	78-84	G02	RR10		
GS1000 Katana	82-84	G01	RR10		
GSX1000E	82-84	G02	RR09		
GSXR1000	82-84		RR55		
SV1000	82-84		RR55		
TL1000S	1997		RR62		
GS1100G (16-valve, shaftdrive)	84-89	G02	RR13		
GSX1100 E/EF/ES	1986	G02	RR13		
GSX1100 F/G	88-97		RG25		
GSX1100 Katana	1983	G01	RR13		
GSX1100 L/S	80-92		RR09		
GSXR1100			RG25		

SUZUKI					
MODEL	YEAR	GENERATOR / STATOR	REGULATOR / RECTIFIER	IGNITION / PICK-UP / HT-COILS	STARTER MOTOR / ROTOR
GSF1200 Bandit	1995		RG25		
GSX1300 Hyabusa		G213	RR55		SM1300P
GSX1400		G09	RR55		SM1300P
VS1400 Intruder	1987	G09/G109	RR75/RR40		
1400 Cavalcade	1985		RR75		
VL1500			RR55		
VZ1600 Marauder			RR55		
KAWASAKI					
MODEL	YEAR	GENERATOR / STATOR	REGULATOR / RECTIFIER	IGNITION / PICK-UP / HT-COILS	STARTER MOTOR / ROTOR
ER5	1997			RR154	RO03
AR50				C40	
AR80				C40	
KMX125/200			RR26		
EL250 Eliminator	89-95	G02	RR14		
EX250/F	86-96	G02	RR26/RR20		
GPX250R	1988	G02	RR26		
GPX250	1988		RR14		
GPZ250 Belt-Drive	83-84	G02/G11	RR60		
GPZ250R	1988	G02	RR14		
KH250	73-79	068 3C	RR92		
KL250			RR26		
KR-1S 250	1990	G83	RR26		
KZ250	80-83		RR60		
Z250 LTD	80-82		RR60		
Z250ER	83 on		RR26/RR20		
ZZR250	90 on	G02	RR26/RR20		
GPZ305	1986		RR26/RR20		
Z305 LTD/CSR	83 on		RR26/RR20		
EN400	86 on	G11	RR26/RR20		
GPX400R	87 on	G73	RR26/RR20		
GPZ400R	1989		RR26/RR20		
GPZ400 Unitrak	1982	G02	RR26/RR20		
KH400	74-79	068 3C	RR60		
Z400J	79-83		RR60		
Z400LTD	79-83	G02/G11	RR60		
ZL400 Eliminator	1990		RR26/RR20		
ZR400R Unitrak		G02	RR14/RR26		
ZR400 Zephyr	1989		RR26/RR20		
ZXR400	1989	G01	RR26/RR20		
ZZR400	1990	G73	RR26		
KZ440	80-83	G11	RR60		
Z440 LTD	79-83	G02/G11	RR60		
EN450	85-89	G11	RR14		RO03
EN454	85-90	G11	RR14		RO03
EN500	90-97	G11	RR14		RO03
EX500	87-97	G11	RR14		
GPZ500S	86-92	G11	RR14		RO03
KH500	74-79	068 3C	RR60		
KL500		G11	RR14		RO05
Z500	79-83	G02	RR60		
GPZ550	82 on	G02	RR37		
GPZ550 A1		G02	RR26		
GPZ550 Unitrak	82-88	G02	RR26		
GT550	1985	G01/G11	RR14		
KZ550	80-84	G11	RR14		
Z550 A2		G11	RR37		
Z550 LTD	80 on	G02	RR14/RR37		
ZR550F Unitrak	83-84	G02	RR14/RR37		
ZR550 Zephyr	90-96	G02	RR26/RR20		
GPX600R	87 on	G73	RR26/RR20		
GPZ600R Ninja	1986	G73	RR26/RR20		
KL600	84-86	G45	RR26		
KL600	84 on	G45	RR26		
ZL600 Eliminator	95-98	G73	RR26		
ZX600	96 on	G09	RR26		
ZX6 Ninja	93-97		RC25		
ZXR6 Ninja	96 on	G01	RR44		
ZXR6	96 on		RR26/RR20		
ZXR6-J1	98 on	G290	RR44		
ZZR600	89-96	G73	RR26		
KL650			RR26		
KL650R	84 on	G45	RR26		
KL650 Tengai	89-92	G45	RR26		
KLX650R	93-96	G45	RR26/RR20		
KZ650 E1/F1	81-84	G01	RR60		
KZ650		G01	RR37		
SR650		G01	RR37		
Z650 B/B1	77-79		RR34		
Z650 B2/B3/C1/C2			RR60		
Z650F	83-84	G01	RR37		
Z650 LTD/SR	79-83	G01	RR34		
VN700 Vulcan	85-95	G05	RR26		
ZX7 R/R	87-01		RC25		
DT750			RR26		
GPZ750			RR26		
GPZ750 A1/A3		G01	RR26		
GPZ750R Ninja	1985	G04	RR14/RR25		
GPZ750 Ninja/Turbo	1985	G04	RR14/RR25		
GPZ750 Unitrak	1983	G01	RR26		
GT750		G01/G02	RR14		

KAWASAKI

MODEL	YEAR	GENERATOR / STATOR	REGULATOR / RECTIFIER	IGNITION / PICK-UP / HT-COILS	STARTER MOTOR / ROTOR
KZ750 2CYL			RR60		
KZ750 4CYL			RR37		
VN750 Vulcan	85-95	G05	RR26/RR20		
Z750B	76-80		RR33		
Z750 E/E1	1980	G01	RR37		
Z750L	1984	G02/G04	RR37		
Z750 LTD Belt	83-84		RR33/RR37		
Z750 LTD Twin	81-84		RR33		
Z750 Turbo	1984	G04	RR14/RR26		
ZR750 Zephyr	1991	G01/G02	RR26/RR20		
ZXR750	89-95		RG25		
VN800 Classic/Vulcan	96-97	G05	RR26/RR20		
GPZ900R Ninja	1985		RG25		
Z900	76-77	G90	RR10/RG70		RO99
ZL900 Eliminator	85-86	G03	RR14/RR25		
ZX9R (900) Ninja	94-97		RG25		
ZX9R-C1		G94	RR55		
GPZ1000RX	1986		RG25		
GTR1000 Concours	1986		RG25		
KZ1000	87-97		RR37		
Z1000	76-78	G01	RR14		
Z1000	02 on	G374	RR20		
Z1000 A/A1	77-80	G90	RR10/RR70		
Z1000 LTD/Injection	79-80	G03	RR14		
Z1000J LTD/Injection/R	79-83	G03	RR14		RO03
Z1000 MKII/ST	79-80	G01	RR14		
Z1000 Z1R	78-80	G90	RR37		
ZL1000 Eliminator	85-86	G03	RR14/RR25		RO03
ZX10 (1000)	89-97		RG25		
GPZ1100 Unitrak	83-85	G03	RR14/RR25		RO03
GPZ1100 LTD/R/ST	81-85	G03	RR14		RO03
GPZ1100	95-97	G03	RR14		RO03
ZN1100	1984		RR26/RR20		
ZR1100 Zephyr	1992	G02/G04	RR26/RR20		
ZX11 (1100)	89-97		RG25		
ZXR1100 Street	1997		RG25		
ZZR1100	1990		RG25		
ZG1200 Voyager	87-97	G01/G03	RR26		
ZX12	98 on	G75/G800	RR44		
ZX12R		G75	RR44		
Z1300	79-81	G01	RR47		
Z1300 A1	79-84	G60	RR47		
Z1300 Injection		G03	RR46		
VN1500 Classic/Vulcan/SE		G09	RR86		

YAMAHA

MODEL	YEAR	GENERATOR / STATOR	REGULATOR / RECTIFIER	IGNITION / PICK-UP / HT-COILS	STARTER MOTOR / ROTOR / CDI-UNIT / EFI-UNIT
TZR-DT50	07-08				CD4013D
RS100 ELEC				C35	
XJ110	81-97		RR32		EFI007
R125	1982		RR27		
RD125LC MK1			RR73		
RD125LC MK2			RR25		
RD125LC MK3			RR27		
SR125	1987		RR98		
TDR125	88-90		RR27		
TZR125	1987		RR10		
XVS125					
RD200DDX	77-80		RG62		
TW200	87-96		RR98		
XT225	92-96		RR98		
FZ250	87 on		RR98		
R1Z-250		G86	RR98		
RD250LC			RR98		CD4205
RD250DX	75-79		RR49		
RD250E	78-79		RR14		
RD250 YPVS	1984	ST4384	RR98		
SR250	1980		RR07		
TDR250	88-90	G84/G86	RR98		
TZR250	1987	G84/G86	RR98		
TZR250V		G17	RR98		
XS250	71-85		RR38		
XV250 Virago	1988	G73	RR98		CD4215D
XV250 (131800-5180)					
RD350DX	1975		RR31		
RD350LC	88-90		RR98		CD4205
RD350 YPVS	83-85	ST4384	RR98		CD4205
YR350 / YR5	85-91		RR35		
XS360	71-85		RR38		
DT400MX	1977		RC06		
FZR400RR	87 on		RR98		
FZR400W	87 on		RR98		
RD400DX	1979		RR49		
RD400E	1979		RR14		
SRX400	1985		RR42		
XJ400	80-91		RR32		
XS400	71-85		RR38		
XS400 DOHC	1982		RR32/RR33		
XV400	1988		RR28		

YAMAHA

MODEL	YEAR	GENERATOR / STATOR	REGULATOR / RECTIFIER	IGNITION / PICK-UP / HT-COILS	STARTER MOTOR / ROTOR / CDI-UNIT / EFI-UNIT
RD500LC/NF	83-86	G483	RR98		CD4505
SR500	1987		RR54		
XS500	1977		RR31		
XT500			RG06/RR06		
XV500	83-88		RR39		
XV535 Virago	88-96	G09	RR48		
XJ550	80-91		RR32		
XT550 (kickstart)	82-83		RR07		CD4501
XZ550	82-84	G07	RR39		
FJ600	84-91		RR48		
FZ600	1986		RR32		
FZF600/FZS600		G74	RR55		
FZR600	89-99	G76	RR48	P06	
FZR600	00 on	G77	RR98	P06	
JZR600	89-93	G75			
SRX600	86-92	G45	RR42		CD4501
TT600	83-89		RR07		
XJ600	80-91	G76	RR32		
XJ600 Diversion	92 on		RR98		
XT600 (kickstart)	82-83		RR07	HT80	CD4501
XT600 (electric start)	84-90	G45	RR98	HT80	
XT600 (electric start)	95-00	G73			
XT600 (electric start)	01-03	G73			CD4601
YX600 Radian	87-90	G75/G175	RR32		
YZF600 (R6)	94-99	G74	RR55		
YZF600 (R6)	00 on	G77	RR55		
SRX650			RR42		CD4601
XJ650	80 on	G32	RR32		
XS650 (points model)		G62	RR35		
XS650TC1	1981	G62	RR32		
XS650SE	1980	G62	RR32		
XVS650	1997		RR20		
SZR660	1996	G07/G74	RR26		
XTZ660	89-96	G09/G73	RR20		
FZK700	86-87		RG25		
XJ700X	80 on	G32	RR32		
XV700 Virago	86-96	G07	RR39		SM32770
XV700SE Virago	81-85	G07	RR39		SM3445P
FZ750	84-92		RG25		
FZR750R	87-95		RG25		
FZK750	86-87		RG25		
XJ750	80 on	G32	RR32		
XJ750J	80 on	G32	RR32		
XJ750XS	85-86	G32	RR32		
XS750SE	77-83		RR31		
XTZ750	89-96	G09/G73	RR98/RR54		
XV750SE	81-85	G07	RR48		SM3445P
XV750 Virago	86-96	G07	RR48		SM32770
YZF750	93-97		RR25		
TDM850	pre 94	G07	RR98		
TDM850	94-99	G07	RR40		
TDM850	00 on	G07	RR58		
TRX850	1995	G09	RR98/RR26		
V-MAX850		G98	RR28		
XS850	77-83		RR31		
XJ900	83-94	G32	RR32		
XJ900 Diversion	95 on		RG25		
XV920 JJK (shaft)	1982	G13	RR26/RR39		
XV920RJ (chain)	1982	G13	RR39		
FZ-1					EFI005
FZR1000	87-95		RG25		
FZS1000	2002		RR20		
GTS1000			RG25		
XV1000	1981		RR26		
XV1000SE	83-85		RR48		
XV1000 TR1 (chain)	81-85		RR26		
XV1000 Virago	86-88	G07	RR48		SM32770
YZF1000 (R1)	96-02		RR55		
YZF1000 (R1)	03 on		RR55		
FJ1100	83 on		RG25		
XJ1100 Maxim	1986		RR41/RR32		
XS1100	77-83		RR31		
XV1100 Virago	87-97	G07	RR26/RR48		SM32770
XVS1100			RR20		
FJ1200	83 on		RG25		
FJ1200	87-97		RG25		
V-MAX1200		G98	RR48		
XJR1200	95-97		RG25		
XVZ1200		G08	RR36		
FJR1300		G07	RR20		
Royal Star 1300	1996	G08	RR26/RR28		
XJR1300			RG25		
XVZ1300		G08	RR36		
XV1600 Roadstar	98 on	G175			

APRILIA

MODEL	YEAR	GENERATOR / STATOR	REGULATOR / RECTIFIER	IGNITION / PICK-UP / HT-COILS / CDI-UNIT	STARTER MOTOR / ROTOR
AF1-50		G26	RR120	C170	
RS50		G26		CD8002	
RS125	02-06	G811	RR825	CD8108D	SM125
RS250	02-04	G811	RR825		
650 Pegaso	94-96	G96	RR71		SM7501
1000 Caponord	2004	G814	RR97		
RSV1000		G814	RR97		
RST1000		G814	RR97		
SL1000		G814	RR97		

BMW

MODEL	YEAR	GENERATOR / STATOR	REGULATOR / RECTIFIER	IGNITION / PICK-UP / HT-COILS	STARTER MOTOR / ROTOR
RS50/5			RR45		
R60/5			RR45		
R75/5/6			RR45		
R80/6/7/G/S			RR45		
R90/6/S			RR45		
R100/7/CS/RS/RT/S/T			RR45		
R100G/S			RR45		
F650		G07/G14	RR71		

CAGIVA

MODEL	YEAR	GENERATOR / STATOR	REGULATOR / RECTIFIER	IGNITION / PICK-UP / HT-COILS	STARTER MOTOR / ROTOR
125 Mito			RR120	C42	
125 Mito	06 on		RR151	C42	

DUCATI

MODEL	YEAR	GENERATOR / STATOR	REGULATOR / RECTIFIER	IGNITION / PICK-UP / HT-COILS	STARTER MOTOR / ROTOR
M400 Monster		G92	RR51		RO92
500 GTL, GTV, SL, Pantah, Sport	1980	G93	RR51		RO93
M600 Monster	93-97	G92	RR51		RO92
600 SL Pantah		G93	RR51		RO93
600SS		G92	RR51		RO92
M620 Monster, Sport	03 on	G52	RR53		
620 Multistrada	2005	G52	RR53		
650 Indiana		G52	RR53		
650 SL Pantah	78-86	G93	RR51		RO93
M695	07 on	G52	RR53		
748/749	1995	G92	RR51		RO92
748S	02 on	G92	RR51		RO92
750 F/Paso	1986	G92	RR51		RO92
M750 Monster		G92	RR51		RO92
750 GT	74-76	G93	RR51		RO93
750 Indiana		G52	RR53		
750 Sport/SS	...-76	G93	RR51		RO93
750 Sport	91-00	G92	RR51		RO92
750 Sport	01 on	G52	RR53		
750 SS	91-98	G92	RR51		RO92
750 SS	99 on	G52	RR53		
800 Sport		G52	RR53		
800 Supersport/Monster	03 on	G52	RR53		
Monster S2R	05 on	G52	RR53		
85/888 Strada	1989	G92	RR51		RO92
860GTS		G92	RR51		RO92
900 Darmah/GTS		G93	RR51		RO93
900 Hillwood Replica		G93	RR51		RO93
900 FE, S2 Replica	1998	G52	RR53		
M900 Monster	All	G92	RR51		RO92
Mk900E		G52	RR53		
900 Sport Desmo		G93	RR51		RO93
900 SL		G92	RR51		RO92
900 SS/SD	...-76	G93	RR51		RO93
900 SS	88-97	G92	RR51		RO92
900 SS	98-02	G52	RR53		
907 Paso, 907IE	1992	G92	RR51		RO92
916		G92/G52	RR52/RR53		RO92
916 Foggy	98-99	G52	RR53		RO92
996 (All models)	99 on	G52	RR53		
998/999 (All models)		G52	RR53		
M1000 S2R	05 on	G52	RR53		
1000DS, SS, GT, Multistrada, Biposto		G52	RR53		
1000 Paul Smart LE, Mille Replica		G52	RR53		
1098, 1100DS Multistrada, Hypermotard		G52	RR53		
ST2	98 on	G22	RR51		
ST3, ST4, ST4S		G52	RR53		

HARLEY DAVIDSON

MODEL	YEAR	GENERATOR / STATOR	REGULATOR / RECTIFIER	IGNITION / PICK-UP / HT-COILS	STARTER MOTOR / ROTOR
1340FXR, DYNA, Softail		G80	RR60		RO80

LAVERDA

MODEL	YEAR	GENERATOR / STATOR	REGULATOR / RECTIFIER	IGNITION / PICK-UP / HT-COILS	STARTER MOTOR / ROTOR
Jota			RR60		
600 Atlas			RR51		
650 Ghost	1996		RR51		
650IE	94-96		RR51		
688IE	1996		RR51		
RGS1000/1200		G02	RR10		
SFormula	00-01	G92	RR52		

MUZ

MODEL	YEAR	GENERATOR / STATOR	REGULATOR / RECTIFIER	IGNITION / PICK-UP / HT-COILS	STARTER MOTOR / ROTOR
500 Silver Star		G07	RR26		
600/660 Scorpion		G07	RR26		

MOTO GUZZI

MODEL	YEAR	GENERATOR / STATOR	REGULATOR / RECTIFIER	IGNITION / PICK-UP / HT-COILS	STARTER MOTOR / ROTOR
850 Lemans	1976		RR45		
850 T/T3	1975		RR45		
1000 California	1985		RR45		
1000 Daytona	1991	G92	RR451		RO92
1000 Lemans	85-89		RR45		
1000 Sport	88-92		RR45		
1000 Quota / Strada	1992	G92	RR45/RR451		RO92
1100 California / Sport	1996	G92	RR451		RO92
V35			RR45		
V50III	1977		RR45		
V65			RR45		

NORTON

MODEL	YEAR	GENERATOR / STATOR	REGULATOR / RECTIFIER	IGNITION / PICK-UP / HT-COILS	STARTER MOTOR / ROTOR
Commander		G01	RR10		
F1		G01	RR10		
Rotary		G01/G02	RR10		

TRIUMPH

MODEL	YEAR	GENERATOR / STATOR	REGULATOR / RECTIFIER	IGNITION / PICK-UP / HT-COILS	STARTER MOTOR / ROTOR
Tiger	1996	G75/G175	RR62		
Bonneville		G07	RR155		
Speed4		G660			
509T Speedtriple	94-96		RG25		
595T Daytona	96-98		RG25		
600/650 Dayton		G660	RR99		
TT600		G660	RR155		
675		G690	RR99		
750 Daytona	91-92		RG25		
750 Trident	91-96		RG25		
900 Daytona	91-92		RG25		
900 Speedtriple	94-96		RG25		
900 Trident	93-96		RG25		
900 Trophy	91-96		RG25		
900 Truxton	04 on		RR155		
955			RG25/RR99		
1000 Daytona	91-92		RG25		
1000 Trophy	1996		RG25		
Sprint 1050			RR99		
Speedtriple 1050	2006	G75	RR99		
1200 Daytona	91-95		RG25		
1200 Trophy	1996		RG25		

APRILIA

MODEL	YEAR	GENERATOR / STATOR	REGULATOR / RECTIFIER	CDI-UNIT	STARTER MOTOR
Amico, Area 51					SM7501
Rallyair (LC), Sonicair (LC)					SM7501
RS50				CD8002	
SR50				CD8001	
SR50 (LC) (Minarelli)					SM7501
125 / 250 Leonardo		G811	RR825		SM7501
500 Atlantic			RR850		

BENELLI

MODEL	YEAR	GENERATOR / STATOR	REGULATOR / RECTIFIER	IGNITION COILS	STARTER MOTOR
125 Velvet		G412			
491 (LC)					SM7501
K2 (LC)					SM7501

BETA

MODEL	YEAR	GENERATOR / STATOR	REGULATOR / RECTIFIER	IGNITION COILS	STARTER MOTOR
Ark (LC)					SM7501
Chrono, Quadra, Tempo					SM7501

GILERA

MODEL	YEAR	GENERATOR / STATOR	REGULATOR / RECTIFIER	CDI-UNIT	STARTER MOTOR
Ice, Runner50					SM7504
Runner FX 125/180					SM7504
Runner RST 125/200 (4 stroke)				CD10005D	

HONDA

MODEL	YEAR	GENERATOR / STATOR	REGULATOR / RECTIFIER	IGNITION COILS / CDI-UNIT	STARTER MOTOR
CS0/C70/C90			RC09	C05	
Bali				CD9001	
City / Express				C02	
MBX				CD9001	
Vision 50				C03	SM7504
FES125, NES125, NSR125, SH125		G17	RR58		
FES250W, NES250		G17	RR58		
CH250SPACY			RR16		
FJS600 Silverwing	86 on	G54	RR65		

ITALJET

MODEL	YEAR	GENERATOR / STATOR	REGULATOR / RECTIFIER	IGNITION COILS	STARTER MOTOR
Dragster 50/125					SM7504

LIFAN ENGINE BLOCKS

MODEL	YEAR	GENERATOR / STATOR	REGULATOR / RECTIFIER	CDI-UNIT	STARTER MOTOR
Blocks with 4 pole + 3 pole connector				CD22201	

MALAGUTI

MODEL	YEAR	GENERATOR / STATOR	REGULATOR / RECTIFIER	IGNITION COILS	STARTER MOTOR
F10 Jetline					SM7501
F12 Phantom50 (LC/Air)					SM7501
F15 Firefox					SM7501

MBK

MODEL	YEAR	GENERATOR / STATOR	REGULATOR / RECTIFIER	CDI-UNIT	STARTER MOTOR
Booster					SM7501
Nitro 50				CD12001	SM7501
Ovetto 50, Rocket					SM7501
Ovetto 100 (Minarelli engine block)				CD9001	

MINARELLI ENGINE BLOCK

MODEL	YEAR	GENERATOR / STATOR	REGULATOR / RECTIFIER	CDI-UNIT	STARTER MOTOR
Minarelli Engine Block				CD9001	

PEUGEOT

MODEL	YEAR	GENERATOR / STATOR	REGULATOR / RECTIFIER	CDI-UNIT	STARTER MOTOR
Elyceo 50-100cc (CDI labelled AEC400)				CD10002	SM7504
Speedfight I (CDI labelled AEC400)		G24		CD10002	SM7504
Speedfight II (CDI labelled ACI100.01)				CD10003	SM7504
Trekker, Vivacity (CDI labelled ACI100.01)				CD10003	SM7504
WRC206, X-Race, X-Team (ACI100.01)				CD10003	
Elyceo 125-150cc (4 stroke)				CD10004D	

PIAGGIO

MODEL	YEAR	GENERATOR / STATOR	HT-COIL	CDI-UNIT	STARTER MOTOR
Liberty50, Zip50, Typhoon50, NRG50 Power			HTCDI-3		SM7504
Vespa DNA50				CD11101D	
Fly 125				CD11103D	
Hexagon 125/180			HTCDI-3		SM7504
LX125 (CDI labelled AC51)				CD10005D	
Vespa ET4 125cc (CDI labelled AEC 302C)				CD11102D	
Quartz, Sfera, Skipper			HTCDI-3		SM7504
Typhoon 125			HTCDI-3		SM7504
Vesper ET250			HTCDI-3		SM7504

SUZUKI

MODEL	YEAR	GENERATOR / STATOR	REGULATOR / RECTIFIER	IGNITION COILS	STARTER MOTOR
AN125		G20	RR17		SM7503
CS125, TS125ERX	1983		RR120		
Marauder 125	00 on		RR17		SM7503
UC125		G20	RR20		
UH125/150/250		G20	RR20		
AN250			RR20		
TS250X			RR13		
AN400		G01	RR20		
AN650		G01			

YAMAHA

MODEL	YEAR	GENERATOR / STATOR	REGULATOR / RECTIFIER	IGNITION COILS / CDI-UNIT	STARTER MOTOR
Aerox 50					SM7501
BOP50				C17	
BWS					SM7501
Neo 50					SM7501
Slider					SM7501
Spy					SM7501
Majesty		G425			
Aerox 100 (Minarelli engine block)				CD9001	
YP125	99 on	G412			
YP250		G425	RR425		
YP500	83-88	G450	RR450		

HONDA

MODEL	YEAR	COMPLETE IGNITION STATOR	COMPLETE LIGHT STATOR	IGNITION COIL	LIGHT COIL	HT-COIL	PICK-UP COIL	CDI-UNIT/ EFI-UNIT	REGULATOR / RECTIFIER	ROTOR
CRF50		G121					P20			
XR50		G121					P20			
CR60	All			C16		HT55	P16/P17			
CR80	All			C16		HT55	P16/P17	CD1011D		
XR80		G123					P20			
CR85	85-04			C16		HT55/HT80	P07	CD1011D		
CR85	05-08			C16		HT55/HT80	P07	CD1012D		
CRF100							P20			
XR100		G123					P20			
CR125	81-83	ST1180				HTCDI		CD1101		
CR125	84-85			C45	L45-60W	HT55/HT80	P01	CD1111	RG12	
CR125	86-89	ST1210	ST1210L	C10/C59	L10	HT55		CD1112	RG12	
CR125	90-96	ST1215	ST1215L			HT55/HT80	P02	CD1102	RG12	
CR125	97-98	ST1197	ST1197L	C97	L97	HT55/HT80	P07	CD1104D	RG12	
CR125	98-01			C99	L99-50W	HT55	P07	CD1106D	RG12	
CR125	02-03			C93	L93		P07	CD1105D		
CR125	2004			C93	L93		P07	CD1107D		
CR125R	05-07			C93	L93		P07	CD1108D		
CRF150R	07-09							CD1116D		
CR250	81-83	ST1280				HTCDI		CD1201		
CR250	84-85					HT55/HT80	P01	CD1213	RG12	
CR250	86-88	ST1210	ST1210L	C10/C59	L10	HT55/HT80		CD1214	RG12	
CR250	89-92	ST1215	ST1215L			HT55/HT80	P02	CD1203	RG12	
CR250	93-96	ST1223	ST1223L			HT55/HT80	P02	CD1203	RG12	
CR250	97-98	ST1297	ST1297L	C97	L97	HT55	P07	CD1207D	RG12	
CR250	99-01	ST1299	ST1299L	C99	L99-50W	HT55	P07	CD1208D	RG12	
CR250R	02-08	ST1292	ST1292L	C92		HT55	P07	CD1209D	RR167	RO50-W13
CRF250	2004	ST1495	ST1495L	C95			P13	CD1204D	RG12	RO52
CRF250	05-07	ST1495	ST1495L	C95			P13	CD1205D	RG12	RO52
CRF250R	08-09							CD1218D		
CRF250X	04-07							CD1215D		
CRM250	02 on	G01							RR125	
NX250								CD1250		
XL250R/FRVC	83-87						P06		RR67/RG12	
XL250S	78-80					HT55			RR67/RG06	
XR250	All	G88	G88			HT55/HT80	P06			
XR250R	84-88	G250	G250				P04		RR167	
XL350R	85-87	G410/G413	G410/G413						RR67/RG20	
XR350	1984	G410/G413	G410/G413			HT55/HT80	P04	CD1304	RR167	
XR400								CD1409		
XR400R	All	G440/G443	G440/G443			HT55/HT80	P04	CD1404	RR167	
CRF450	02-03	ST1495	ST1495L	C95		HT55/HT80	P13	CD1401D	RG12	RO50-W13
CRF450	2004	ST1495	ST1495L	C95		HT55/HT80	P13	CD1402D	RG12	RO50-W13
CRF450	2005	ST1495	ST1495L	C95		HT55/HT80	P13	CD1403D	RG12	RO50-W13
CRF450	06-07	ST1490	ST1490L				P13	CD1403D	RG12	RO50-W13
CRF450R	2008							CD1408D		
CRF450	2009							EFI001		
CRF450X	05-08							CD1405D		
CR500	85-86			C45	L45-60W	HT55	P01	CD1513	RG12	
CR500	86-87	ST1210	ST1210L	C10/C59	L10	HT55/HT80		CD1514	RG12	
CR500	87 on	ST1505	ST1505L			HT55/HT80	P07	CD1509D	RG12	
XL500R/S	79-81	G410/G413	G410/G413			HT3/HT4			RR67/RG12	
XR500R	1983	G410/G413	G410/G413			HT3/HT4			RR67/RG12	
XR500R	83-97	G410/G413	G410/G413						RR67/RG12	
XL600	1985	G410/G413	G410/G413	C100						
XL600	86 on								RR167	
XL600R	83-87	G410	G410			HT3/HT4			RR67/RG12	
XL600RM	1986	G49	G49	C100/C110					RR18	
XL600V	1987	G700	G700						RR58	
XR600	86 on	G410	G410	C100		HT55/HT80		CD1604		
XR600R	83-87	G410	G410						RR67/RG12	
XR600R	88-90	G410	G410						RR167/RG12	
XR650R	All	G440/G443	G440/G443			HT55/HT80	P04	CD1605	RR167/RG12	

SUZUKI

MODEL	YEAR	COMPLETE IGNITION STATOR	COMPLETE LIGHT STATOR	IGNITION COIL	LIGHT COIL	HT-COIL	PICK-UP COIL	CDI-UNIT	REGULATOR / RECTIFIER	ROTOR
RM65		ST2801						CD2007		
RM80	80 on	ST2800				HT55		CD2001		
RM85		ST2801				HT55		CD2001		
RM85	02-08	ST2801				HT55		CD2002D		
RM100	80 on	ST2800				HT-CDI	P06			
RM125	81-88	ST2801				HT55		CD2101		
RM125	89-93	ST2245	ST2245L			HT80	P01	CD2102	RG12	
RM125	94-97	ST2246	ST2246L			HT55	P01	CD2103	RG12	
RM125	98-00			C47	L47	HT55	P01	CD2104D	RG12	
RM125	01-03			C47	L47	HT55	P01	CD2107D	RG12	
RM125	2004			C46	L46	HT55	P01	CD2105D	RG12	
RM125	05-08			C46	L46	HT55	P01	CD2106D	RG12	
DR250	1979							CD2209D	RR10	
RM250	81-85	ST2270				HT55		CD2201		
RM250	86-93	ST2245	ST2245L	C45	L45-50W	HT55/HT80	P01	CD2202	RG12	
RM250	94-97	ST2246	ST2246L	C46	L46-80W	HT55	P01	CD2205D	RG12	
RM250	1998	ST2247	ST2247L	C47	L47	HT55	P01	CD2206D	RG12	
RM250	1999	ST2247	ST2247L	C47	L47	HT55	P01	CD2207D	RG12	
RM250	2000	ST2247	ST2247L	C47	L47	HT55	P01	CD2217D	RG12	
RM250	2001	ST2247	ST2247L	C47	L47	HT55	P01	CD2207D	RG12	
RM250	02-03	ST2248	ST2248L	C48	L48	HT55	P01	CD2207D	RG12	
RM250	2004	ST2248	ST2248L				P01	CD2208D		
RM250	05-06	ST2248	ST2248L			HT55	P01	CD2210D		
RM250	07-08			C75		HT55	P01	CD2210D		
RMX250	2005			C25				CD2213D		
RMZ250F	03-04	ST2475	ST2475L				P01	CD2204D	RG12	RO60
RMZ250F	05-06	ST2275	ST2275L				P01	CD2211D	RG12	RO60
RMZ250F	07-09	ST2277	ST2277L					CD2212D		

SUZUKI

MODEL	YEAR	COMPLETE IGNITION STATOR	COMPLETE LIGHT STATOR	IGNITION COIL	LIGHT COIL	HT-COIL	PICK-UP COIL	CDI-UNIT/ EFI-UNIT	REGULATOR / RECTIFIER	ROTOR
DR350	1979	G285	G285				P06	See CDI List		
DR400Z/S		G318	G318				P06	CD2401D	RG12/RR17	
RM400	All	ST2270				HT-CDI		CD2501		
RMZ450	04-05	ST2475	ST2475L					CD2402D	RG12	
RMZ450	06-07	ST2476L	ST2476L					CD2402D		
RMZ450	2009							EF1003		
DR500S	1983								RG12	
RM500	All	ST2270				HT-CDI		CD2501		
DR600S	1985			C102					RR13	
DR650 R/RE/RS	90-95	G265	G265	C102			P06		RR10	
DR650S	90-95	G265	G265	C102			P06		RR73	
DR750	1988	G280	G280	C102					RR73	
DR750S	89-96	G280	G280	C102			P06			
DR800S	89-96	G280	G280	C102			P06		RR10	

KAWASAKI

MODEL	YEAR	COMPLETE IGNITION STATOR	COMPLETE LIGHT STATOR	IGNITION COIL	LIGHT COIL	HT-COIL	PICK-UP COIL	CDI-UNIT/ EFI-UNIT	REGULATOR / RECTIFIER	ROTOR
KX60	80-86	ST3611		C18/C52		HT55/HT80		CD3003		
KX60	87 on			C24		HT55/HT80		GD3004		
KX65	00-05			C21		HT55/HT80		CD3007		
KX65	06-07			C21		HT55/HT80		CD3009D		
KX80	81-88	ST3811		C11/C51		HT55/HT80		CD3002		
KX80	89-91	ST3812	ST3812L	C12	L12-40W	HT55/HT80	P07	CD3005	RG12	
KX80	92 on	ST3853	ST3853L	C13	L13	HT55/HT80	P07	CD3006	RG12	
KX85	2002	ST3853	ST3853L				P07			
KX85	03-09	ST3085	ST3085L	C13	L85	HT55	P06	CD3008D		
KX100	81-88	ST3811		C11/C51		HT55/HT80		CD3102		
KX100	89-91	ST3812	ST3812L	C12	L12-40W	HT55/HT80	P07	CD3005	RG12	
KX100	92-99	ST3853	ST3853L	C13	L13	HT55/HT80	P07	CD3006	RG12	
KX100	00 on	ST3053	ST3053L							
KDX125	81-88			C25/C26		HT55/HT80				
KMX125	81-88								RR26	
KMX125	00 on								RR26	
KX125	80-86	ST3170				HTCDI	P06	GD3101		
KX125	87-88	ST3511				HT55/HT80	P06	CD3102		
KX125	89-91	ST3212		C12/C53	L12-40W	HT55/HT80	P06	CD3103	RG12	
KX125	92-97	ST3213	ST3213L			HT55/HT80	P06	CD3107		
KX125	98-09	ST3198	ST3198L			HT55/HT80	P06	CD3104D	RG12	
KX125	2000	ST3198	ST3198L			HT55/HT80	P06		RG12	
KX125	01-02	ST3199	ST3199L			HT55/HT80	P06	CD3105D	RG12	
KX125	03 on	ST3199	ST3199L			HT55/HT80	P06	CD3108D	RG12	
KDX175				C25/C26	L25	HTCDI				
KDX200	83-88			C25/C26	L25-65W	HTCDI			RG12	
KDX200	89 on			C31	L22	HT55/HT80	P31	CD3210	RG12	
KMX200	81-88								RR26	
KDX250	78-88			C25/C26	L25-65W	HT55/HT80		CD3205	RG12	
KL250	81-88								RR26	
KL250		G45						CD3212D	RR60	
KL250	96 on	G01							RR96	
KX250	81-88	ST3511		C11/C51		HT55/HT80	P06	CD3202		
KX250	89-91	ST3212L		C12/C53	L12-40W	HT55/HT80	P06	GD3203	RG12	
KX250	92-97	ST3213	ST3213L	C13/C58	L13	HT55/HT80	P06	CD3208	RG12	
KX250	1998	ST3298	ST3298L	C98	L98-50W	HT55/HT80	P06/P07	CD3213D	RG12	
KX250	99-04	ST3298	ST3298L	C98	L98-50W	HT55/HT80	P06/P07	CD3209D	RG12	
KX250	05-08	ST3298	ST3298L	C98	L98-50W	HT55/HT80	P06/P07	CD3214D	RG12	
KXF250F	2004	ST2275	ST2275L				P07	CD3204D	RG12	RO60
KXF250F	05-09	ST2275	ST2275L				P07	CD3211D	RG12	RO60
KMX250	03 on								RG12	
KLX300		G25	G25			HT55/HT80				
KX400	84-85	ST3500L	ST3500L	C30/C31	L31-75W	HT55/HT80			RG12	
KXF450	06-08	ST3450L	ST3450L					CD3404D	RG12	RO35-W10
KXF450	06-10							EFI001		
KL500		G11	G11						RR14	RO05
KL500								CD3605		
KX500	84-85	ST3500	ST3500L	C30/C31	L31-65W	HT55/HT80	P31	CD3501	RG12	
KX500	86-89	ST3511		C11/C51		HT55/HT80	P31	CD3502		
KX500	90 on			C37	L31-65W	HT55/HT80	P31	CD3509	RG12	
KL600								CD3605		
KLX650								See CDI List		

YAMAHA

MODEL	YEAR	COMPLETE IGNITION STATOR	COMPLETE LIGHT STATOR	IGNITION COIL	LIGHT COIL	HT-COIL	PICK-UP COIL	CDI-UNIT	REGULATOR / RECTIFIER	ROTOR
DT50				C31						
DT50R	2004	G26								
PW50	All			C17		HT55		CD4012		
PW80	All			C18	L12-40W	HT80				
YZ80	79-84	ST4061		C61/C62		HTCDI				
YZ80	85-86			C11/C51		HT80		CD4002		
YZ80	86-97							CD4004		
YZ80	1982							CD4001		
YZ80	02 on			C13						
YZ85	02 on	ST4805	ST4805L	C38	L38-50W	HT80		CD4006D	RG12	
DT125				C32		HTCDI				
DT125L Clearly				C31		HTCDI				
DT125 LRL				C35						



APPLICATION LIST

MX // ENDURO

YAMAHA



MODEL	YEAR	COMPLETE IGNITION STATOR	COMPLETE LIGHT STATOR	IGNITION COIL	LIGHT COIL	HT-COIL	PICK-UP COIL	CDI-UNIT	REGULATOR / RECTIFIER	ROTOR
YZ125	77-86	ST4061		C61/C62		HTCDI	P03	GD4104		
YZ125	86-89			C10/C54		HT80	P03	GD4111		
YZ125	90-91	ST4111		C11/C51		HT80	P03	GD4102		
YZ125	92-95	ST4213		C13/C55		HT80	P03	GD4105		
YZ125	96-99	ST4138	ST4138L	C38	L38-50W	HT80	P03	CD4106D	RG12	
YZ125	00-01	ST4138	ST4138L	C38	L38-50W	HT80	P03	CD4108D	RG12	
YZ125	02-04	ST4138	ST4138L	C38	L38-50W	HT80	P03	CD4107D	RG12	
YZ125	05 on	ST4150	ST4150L	C38	L38-50W	HT80	P03	CD4109D	RG12	
DT175				C30/C31		HT80				
IT200	All			C31		HT80				
WR250	90-95			C14	L14	HT80	P14	GD4203	RG12	
WR250F	01-02						P03	CD4214D		
WR250F	03-06	G136	G136				P05	CD4212D		
WR250F	07-08							CD4227D		
YZ250	76-84	ST4061		C61/C62		HTCDI	P03	GD4204		
YZ250	85-87			C45	L45-80W	HT80	P03	GD4202		
YZ250	1988			C16/C56		HT80	P03	GD4211		
YZ250	89-90			C10/C57		HT80	P03	GD4211		
YZ250	90-95			C14	L14	HT80	P14	GD4203	RG12	
YZ250	96-99	ST4238	ST4238L	C38	L38-50W	HT80	P03	CD4208D	RG12	
YZ250	00-02	ST4239	ST4239L	C39	L39-45W	HT80	P03	CD4207D	RG12	RO41-W6
YZ250	04 on			C38	L38-50W	HT80	P03	CD4209D	RG12	RO41-W6
YZ250F	04 on	ST4438	ST4438L	C38	L38-50W	HT80	P03	CD4210D	RG12	RO70
WR400	98-03						P03	CD4414D		
YZF400	97-99	ST4438	ST4438L	C38	L38-50W	HT80	P03	CD4411D	RG12	
WR426	2000	ST4438	ST4438L	C38	L38-50W	HT80	P03			
WR426F	01-02							CD4415D	RG12	
YZF426	00-02	ST4438	ST4438L	C38	L38-50W	HT80	P03	CD4413D		
WR450F	98-02	ST4438	ST4438L	C38	L38-50W	HT80	P05	CD4415D		
WR450F	03-06	G134/G136	G134/G136	C38	L38-50W	HT80	P05	CD4417D	RR213	RO70-W6
WR450F	07-08							CD4427D		
YZ450F	02-05	ST4438	ST4438L					CD4412D	RG12	RO70
YZ450F	06 on	ST4458	ST4458L					CD4412D	RG12	RO58
YZ465	All	ST4465	ST4465L	C30/C31	L31-76W	HT80	P30	GD4509	RG12	
YZ490	All	ST4465	ST4465L	C30/C31	L31-76W	HT80	P30	GD4509	RG12	
XT500						HT80		CD4501	RG06/RR06	
XT550 (kickstart)						HT80	P15	CD4501	RR07	
XT600 (kickstart)						HT80		CD4501	RR07	
XT600 (elec start)	84-90	G45	G45			HT3			RR08	
XT600 (elec start)	95 on	G73	G73			HT3			RR98	
XT600	01-03					HT80		CD4601	RR98	
XT600Z								CD4605	RR98	
XT680	95 on	G09/G73	G09/G73						RR98	
XT750	95 on	G09/G73	G09/G73						RR98	

KTM

MODEL	YEAR	COMPLETE IGNITION STATOR	COMPLETE LIGHT STATOR	IGNITION COIL	LIGHT COIL	HT-COIL	PICK-UP COIL	CDI-UNIT	REGULATOR / RECTIFIER	ROTOR
50SX	04-09							CD5003		
65SX	to 02	ST5838	ST5838L	C83		HTCDI				
65SX	03-08			C38	L38		P03	CD5001D		
65SX	2009							CD5009D		
85EXC	00-02							CD5004		
85SX	to 02			C83		HTCDI		CD5004		
85SX	03 on			C38	L38		P03	CD5002D	RG12	
125SX	00-05	ST5146	ST5146L	C46	L46-60W	HT55/HT80	P01	CD5101D	RG12	
125SX	06-08	ST5146	ST5146L	C46	L46-60W	HT55/HT80	P01	CD5102D		
125EXC	03 on	G146/G147	G146/G147				P01	See CDI List		
144SX	08-09							CD5103D		
200EXC/MXC	03-05	G146/G147	G146/G147				P01	CD5201D		
200SX				C46	L46-60W	HT55/HT80	P01		RG12	RO145
250EXC		G144/G145	G144/G145				P01	See CDI List	RR212	
250MX	86-87	ST5500L	ST5500L				P01	CD5005	RR02/RR12	
250MX	88-96	088 1C								
250SX	05-92	ST5146		C46	L46-60W	HT55/HT80	P01	CD5206D	RG12	
250SX	03-05			C46	L46-60W		P01	CD5205D		
250SX	06-09						P01	CD5208D		
250SXF	2005	ST5249	ST5249L	C49	L49		P01		RG12	RO49-W5
250SXF	06-09							CD5207D		
300EXC		G146/G147	G146/G147				P01	CD5301D	RR17	
320	1986	ST5500L	ST5500L				P01	CD5005	RR02/RR12	
400EXC/SX	1998	ST5500L	ST5500L				P01	CD5005	RR02/RR12	
400EXC		G144/G145	G144/G145				P01		RR212	RO145
400SX		G144/G145	G144/G145	C46	L46-60W	HT55/HT80	P01	CD5005	RG12	RO145
450EXC-F	00-05							CD5401D		
450EXC-F	06-08							CD5402D		
450SMR		ST5149	ST5149L				P01		RG12	
450SX	04-05	G144/G145	G144/G145				P01	CD5401D	RR20	RO145
450SXF	04-05			C46	L46-60W	HT55/HT80	P01	CD5401D	RR20	RO49-W5
450SXF	2006							CD5402D		RO49-W5
450SXF	07-09							CD5403D		RO49-W5
520EXC		G144/G145	G144/G145				P01		RR212	
520L C4								CD5503D		
520SX-F				C46	L46-60W	HT55/HT80	P01	CD5501D	RG12	
525EXC/MXC		G144/G145	G144/G145				P01	CD5502D	RR212	RO145
525SMR	05 on				L49		P01			
525SX	04-05	ST5146	ST5146L	C46	L46-60W	HT55/HT80	P01	CD5501D	RG12	
560SMR	05 on	ST5149	ST5149L				P01			
620EXC/SX	1998	ST5500L	ST5500L				P01	CD5004	RR02/RR12	
820L C4								CD5503D		
820SXF								CD5601D		
825SX/SMC		G560	G560			HT80	P01		RR560	
840L C4	98 on	G560	G560			HT80	P01		RR560	
840 Duke		G560	G560			HT80	P01		RR560	
860L C4								CD5503D		
860SMC		G560	G560			HT80	P01		RR560	

OTHER BRANDS

MODEL	YEAR	COMPLETE IGNITION STATOR	COMPLETE LIGHT STATOR	IGNITION COIL	LIGHT COIL	HT-COIL	PICK-UP COIL	CDI-UNIT	REGULATOR / RECTIFIER	ROTOR
APRILIA Pecos 600/650								CD8601D		
BETA Techno		G701								
CAGIVA Climber 280 CAGIVA Canyon 600 CAGIVA 650 Elefant CAGIVA 750/900 Elefant		G92		C140				CD13601D	RR120 RR51 RR451	
GAS GAS 125	05 on							CD16102D		
GAS GAS EC 125	97 on							CD16101D		
GAS GAS EC 200	97-00			C46	L46-60W	HT55 / HT80	P01			RG12
GAS GAS EC 200	00 on	G146 / G147	G146 / G147	C46	L46-60W	HT55 / HT80	P01			RG12
GAS GAS XC 200	97 on			C46	L46-60W	HT55 / HT80	P01			RG12
GAS GAS 250	05 on							CD16102D		
GAS GAS EC 250	97-00							CD16201D		RG12
GAS GAS EC 250	00 on	G146 / G147	G146 / G147	C46	L46-60W	HT55 / HT80	P01	CD16201D		RG12
GAS GAS MC 250	97 on			C46	L46-60W	HT55 / HT80	P01	CD16201D		RG12
GAS GAS XC 250	97 on			C46	L46-60W	HT55 / HT80	P01	CD16201D		RG12
GAS GAS 300	05 on							CD16102D		
GAS GAS EC 300	97-99			C46	L46-60W	HT55 / HT80	P01	CD16301D		RG12
GAS GAS EC 300	00 on	G146 / G147	G146 / G147	C46	L46-60W	HT55 / HT80	P01	CD16301D		RG12
GAS GAS Pro 5 300cc GAS GAS XC 300	97 on	G701		C46	L46-60W	HT55 / HT80	P01	CD16301D		RG12
HUSABERG - All Models	up to 99	ST5500L / ST5500L-3	ST5500L / ST5500L-3					CD5004	RR02/RG12	
HUSABERG - All Models	99-03	ST5410L / ST5410L-3	ST5410L / ST5410L-3					CD5006D	RR02/RG12	
HUSABERG - All Models	04 on	G144 / G145	G144 / G145						RR17	
HUSQVARNA 125	03-04							CD7101D		
HUSQVARNA 125	04 on			C46	L46	HT55		CD7102D		
HUSQVARNA CR 250	2001			C46	L46	HT55				
HUSQVARNA 250	03-04							CD7201D		
HUSQVARNA 250	04 on			C46	L46	HT55				
HUSQVARNA 250F	2004	G145				HT55		CD7202D		
HUSQVARNA 250F	05-08	G145				HT55		CD7203D		
HUSQVARNA 300 2T	2008							CD7301D		
HUSQVARNA 410	up to 04		ST5051L					CD5004	RR02/RG12	
HUSQVARNA 410	04 on	G145				HT55		CD7601D		RO20
HUSQVARNA 450F	2004	G145				HT55		CD7401D		
HUSQVARNA 450F	05-07	G145				HT55		CD7402D		
HUSQVARNA 510TE	1989		ST5051L					CD5004	RR02/RG12	
HUSQVARNA SMR750	up to 04		ST5051L					CD5004	RR02/RG12	
HUSQVARNA SMR750	04 on	G701								
HUSQVARNA 610F	up to 00		ST5051L					CD5004	RR02/RG12	
HUSQVARNA 610F	00 on	G01/G701				HT55		CD7601D	RR17	RR02/RG12
HUSQVARNA 610TE	up to 00		ST5051L							
PITBIKE Cross 110cc								CD20101D		
RIEJU MRX 50								CD14001D		
TM 125	97-02									
TM 125	03 on			C46	L46			CD6101D		RG12
TM 250	97-02			C46	L46					RG12
TM 250	03 on			C46				CD6201D		
TM 250F	2007							CD6202D		
TM MX250	06-09							CD6203D		
TM MX250	06-09							CD6301D		
TM 450F								CD6401D		
VERTEMATI - All Models	All		ST5500L					CD5004	RR02/RG12	
VOR 530		G701								



HONDA

MODEL	YEAR	GENERATOR / STATOR	IGNITION COIL	LIGHT COIL	HT-COIL	PICK-UP COIL	CDI-UNIT	REGULATOR / RECTIFIER	STARTER MOTOR
TRX90		G122	C06		HT55/HT80				
ATC110			C06		HT55/HT80				
ATC185			C06		HT55/HT80				
ATC200X			C06		HT55/HT80				
TRX200			C06		HT55/HT80				
ATC250			C06		HT55/HT80			RR60	
ATC250 ES	85-86				HT55/HT80			RR10	SM3213P/SM3213O
ATC250 ESF					HT55/HT80			RR10	
ATC250R	82-83	G88	C06		HT55/HT80				
ATC250SX	85-86								SM0682
ATC250SX	87 on								SM3213P/SM3213O
TRX250	85-86	G88			HT55/HT80		CD1415		SM0682
TRX250	87 on								SM3213P/SM3213O
TRX250	97-02								SM3475O
TRX300		G48			HT55/HT80			RR94/RR95	SM3213P/SM3213O
TRX300EX		G91			HT55/HT80				
TRX350		G48			HT55/HT80				
TRX400EX		G49			HT55/HT80		CD1415		SM3233
TRX450EX	2005				HT55/HT80		CD1406D	RR58	
TRX450EX	06-08	G126			HT55/HT80		CD1407D	RR58	
ATV-Pilot		G17			HT55/HT80			RR10	

SUZUKI

MODEL	YEAR	GENERATOR / STATOR	IGNITION COIL	LIGHT COIL	HT-COIL	PICK-UP COIL	CDI-UNIT / EFI-UNIT	REGULATOR / RECTIFIER	STARTER MOTOR
Z50/90							CD2003/D		
LTZ50							CD2008		
LT80			C06		HT CDI			RR06	SM0230P
LT125			C31	L31	HT CDI				
LT160		G01	C31	L31	HT CDI			RR05	
LT230					HT55/HT80			RR10	
LT250			C31					RR17	
LT-F4WD		G73			HT55/HT80				
RL250		G74			HT CDI				
LT300		G74						RR230	
King Quad 350									
LT400								RR17	
LTZ400		G340					See CDI List		
LTZ400	09-10						EFI003		
LTR450	06-10						EFI002		
LT500			C31	L31					
King Quad 700	05-07						EFI001		
King Quad 750	08-09						EFI001		

KAWASAKI

MODEL	YEAR	GENERATOR / STATOR	IGNITION COIL	LIGHT COIL	HT-COIL	PICK-UP COIL	CDI-UNIT	REGULATOR / RECTIFIER	STARTER MOTOR
KLF110					HT55/HT80			RR26	
KLF185					HT55/HT80			RR26	
KLT200		G01			HT55/HT80			RR60	
KLF220					HT55/HT80		CD3201	RR26	
KDX250							CD3205		
KFX250	2004						CD3206		
KL250					HT55/HT80			RR26	
KLT250					HT55/HT80			RR60	
KXF250							CD3206		
KXF300					HT55/HT80			RR26	
KLF300		G05					CD3301D	RR91	
L300 Bayon					HT55/HT80				
KFX400		G340					CD3403D		
KLF400B		G27					CD3406	RR127	
KXF400	05-06						CD3405D		

YAMAHA

MODEL	YEAR	GENERATOR / STATOR	IGNITION COIL	LIGHT COIL	HT-COIL	PICK-UP COIL	CDI-UNIT / EFI-UNIT	REGULATOR / RECTIFIER	STARTER MOTOR
Big Bear		G435					OD4003D		
Big Bear (new)		G267					OD4003D		
PW50							OD4012		
YFM50							OD4003D		
YZ60							OD4011D		
YFM60							OD4005D		
Moto 4 80cc									
YFS200 Blaster		ST4200	C17		HT55/HT80				
YFM200	83-89								SM2250
YFM225					HT55/HT80			RR14	
Raptor 250	08-10						OD4216D		
YFB250	89-98				HT55/HT80			RR10/RR14	
YFM250	89-98								SM2250
YFM350 Raptor	2006	G288							
YFM350 Warrior	01-03	G435					See CDI list		
YFM350 Warrior	04 on	G435					See CDI list	RR03	
YFZ350 Banshee			ST4350L	ST4350L	HT55/HT80	P10	CD4305D	RR02/RG12	
Raptor 380	2006	G287			HT55/HT80	P02			
YFZ450		G136					OD4416D	RR02	
YFZ450	2009						EFI001		
Grizzly 550	2009						EFI001		
YFM600					HT55/HT80			RR10	
Grizzly 660	02-06	G288							
Rhino 660	04-06	G288							
YFM660 Raptor	00-01	G286			HT55/HT80		CD4602D	RR20	
YFM660 Raptor	02-04	G286			HT55/HT80		CD4603D	RR20	
Grizzly 700	06-09						EFI001		
Raptor 700	05-09						EFI001		

QUAD / ATV (OTHER BRANDS)

MODEL	YEAR	GENERATOR / STATOR	IGNITION COIL	LIGHT COIL	HT-COIL	PICK-UP COIL	CDI-UNIT	REGULATOR / RECTIFIER	STARTER MOTOR
AEON Minikolt 50cc							CD18001D		
AERO RX260cc AER23							CD21201		
KTM 450 SX ATV							CD5504D		
KTM 450 XC ATV							CD5504D		
KTM 505 SX ATV							CD5504D		
KTM 525 XC ATV							CD5504D		
KYMCO KXR 250 Type 1							CD17201D		
KYMCO KXR 250 Type 2							CD17202D		
LIFAN Engine blocks with 4 + 3 pole conn.							CD22201		
LIGIER BE Four 220cc							CD19201		

TRIAL

MODEL	YEAR	GENERATOR / STATOR	IGNITION COIL	LIGHT COIL	HT-COIL	PICK-UP COIL	CDI-UNIT /	REGULATOR / RECTIFIER	STARTER MOTOR
SCORPA Trial TYS125F	04-08						CD15101D		


BUGGY

MODEL	YEAR	GENERATOR / STATOR	IGNITION COIL	LIGHT COIL	HT-COIL	PICK-UP COIL	CDI-UNIT	REGULATOR / RECTIFIER	STARTER MOTOR
DAZON Raider 250cc							CD22201		

JETSKI

MODEL	YEAR	GENERATOR / STATOR	IGNITION COIL	LIGHT COIL	HT-COIL	PICK-UP COIL	CDI-UNIT / EFI-UNIT	REGULATOR / RECTIFIER	STARTER MOTOR
KAWASAKI SXR800	04-08						CD3801D		
YAMAHA 650/701 Superjet	89-08						CD4604D		
YAMAHA YZ630	89 on						CD4612		

SEA-DOO Bombardier Jetski's with electronic VTS - Electronics for Drive & Propulsion System (DPS)




CD22201 CDI-Unit for Lifan engine blocks.
For quads, scooters, buggy's, mx and enduro.



This electronic device is a replacement for the Drive & Propulsion System (DPS) of Sea-Doo Bombardier jetski's with electronic VTS.




Features of new 'bolt on' stator range




- * easy fitting
- * save time
- * highly cost effective

For units supplied with additional lighting coils we have AC regulators for direct connection or regulator/rectifiers to charge battery or capacitors for DC systems.


NOTES:
Separate ignition and lighting coils still available
Lighting stators are referenced with an 'L' at the end of the code e.g. ST1210L



HONDA: CG125 (points model)



HONDA: CG125 (8 pole)



HONDA: CR125 (81-83)



HONDA: CR125 (97-98)




HONDA: CR125 (86-89), CR250 (86-88), CR500 (86-87)



HONDA: CR125 (90-96), CR250 (89-92)




HONDA: CR250 (93-96)



HONDA: CR250 (81-83)



HONDA: CR250 (02 on)




HONDA: CR250 (97-98)



HONDA: CR250 (99-01)



HONDA: CRF250 (04-07), CRF450 (02-05)



HONDA: CR500 (87 on)




SUZUKI: RM125 (89-93), RM250 (86-93)



SUZUKI: RM125 (94-97), RM250 (94-97)



SUZUKI: RM250 (98-01)



SUZUKI: RM250 (02-04)



SUZUKI: RM250 (81-85), RM400, RM500




SUZUKI: RMZ250F (05-06) KAWASAKI: KX250F (04-08)




SUZUKI: RMZ250F (03-04), RMZ450 (04-05)




SUZUKI: RMZ450 (2006)




SUZUKI: RM80 (80 on), RM100 (80 on)




SUZUKI: RM65, RM85, RM125 (81-88)



KAWASAKI: KX85 (03-08)



KAWASAKI: KX125 (80-86)



KAWASAKI: KX125 (98-00)



KAWASAKI: KX125 (01 on)



KAWASAKI: KX250 (89-91)



KAWASAKI:
KX125 (92-97), KX250 (92-97)




KAWASAKI:
KXF450 (06 on)




KAWASAKI:
KX400/500 (84-85)




KAWASAKI: KX125 (87-88),
KX250 (81-88), KX500 (86-89)




KAWASAKI: KX60 (80-96)




KAWASAKI:
KX80 (81-88), KX100 (81-88)




KAWASAKI:
KX80 (89-91), KX100 (89-91)




KAWASAKI: KX80 (92 on),
KX85 (2002), KX100 (92-99)



YAMAHA: YZ125 (90-91)




YAMAHA: YZ125 (96-04)



YAMAHA: YZ125 (05 on)



YAMAHA: YZ125 (92-95)




YAMAHA: YZ250 (00-02)



YAMAHA: YFZ350 Banshee



YAMAHA: RD250 YPVS (1984),
RD350 YPVS (83-85)




YAMAHA: YZ250F (04 on), YZF400
(97-99), WR426 (2000), YZF426 (00-02),
WR450F(98-02), YZ450F (02-05)




YAMAHA: YZ450F (06 on)




HUSQVARNA: TE410 (...-04),
TE510 (1989), TE610 (...-00),
SMR750 (...-04)



HUSABERG: All models 99-03



APRILIA: RS125 VERTEMATI: All models
HUSABERG: Most models up to 1999
KTM: 250MX, 320, 400EXC/SX, 620EXC/SX



KTM: 2 Stroke models

Check our website
for all the latest updates.

www.hpi.be



G01
Size: 95/35/18
Fits a range of **Kawasaki, Suzuki & Norton** motorcycles. See website for more information.



G02
Size: 102/38/18
Fits a range of **Kawasaki, Suzuki & Laverda** motorcycles. See website for more information.




G03
Size: 104.5/38/20
KAWASAKI: ZL900, Z1000, ZL1000, GPZ1100, ZG1200, Z1300



G04
Size: 104.5/38/20
KAWASAKI: GPZ750, Z750, ZR1100
SUZUKI: GSX550



G05
Size: 102/38/20
KAWASAKI: L300, VN700/750/800
SUZUKI: GN250/400/450, SV650/L



G06
Size: 115/54/26
HONDA: GL1000 Goldwing (75 on), GL1100 Goldwing (80-83), GL1200 Goldwing (84-87)



G07
Size: 115/54/26
Fits **Honda, Suzuki, Yamaha, Muz & BMW** motorcycles. See website for more information.



G08
Size: 115/54/26
HONDA: CX500/650, GL500/650, NT650GT, NTV600/650, VT700/750/800/1100C, PC800
YAMAHA: XVZ1200/1300, Royal Star 1300



G09
Size: 115/54/16
KAWASAKI: ZX600, VN1500
SUZUKI: LS650, GSX1400, VS1400




G11
Size: 104.5/38/14
KAWASAKI: EN400/450/454/500, EX500, GPZ250/500S, GT550, KLE500, KZ440/550, Z400/440/550



G13
Size: 112/54/29
YAMAHA: XV920 J/K (shaft) (1982), XV920RJ (chain) (1982)



G14
Size: 115/54/25
BMW: F650
HONDA: NR 750, VTR1000, VF700/750/1000/1100, VFR700/750



G17
Size: 93/35/20
YAMAHA: TZR250V and a range of **Honda** motorcycles. See website for more information.



G19
Size: 95/114/19
HONDA: CB650 (European models - 1985), CB650C (European models - 80-81), CB650SC Nighthawk (1983)




G21
Size: 95/114/19
HONDA: CB650/750/900




G22
Size: 95/114/19
DUCATI: ST2 (98 on)



G24
Size: 95/114/19
PEUGEOT: Speedfight I and others.



G25
Size: 95/114/19
KAWASAKI: KLX300



G26
Size: 95/114/19
Common scooter part, fits **Aprilia** and many others.



G27
Size: 95/114/19
KAWASAKI: KLF400B



G32
Size: 95/114/19
YAMAHA: XJ650 (80on), XJ700X (80 on), XJ750/J (80 on), XJ750XS (85-86), XJ900 (83-94)



G43
Size: 115/54/16
SUZUKI: XF650 Freewind (1997)




G45
Size: 115/54/16
HONDA: CB500 Clubman (1992)
KAWASAKI: KL600, KLR250/600/650
YAMAHA: XT600 (elec), SRX600



G47
Size: 115/54/16
HONDA: CX500AB (79-81)



G48
Size: 115/54/16
HONDA: TRX300, TRX350



G49
Size: 107/42/24
HONDA: CB250RS (elec) (77 on), RS250 (electric start), FT500 (82-85), XBR500 (1985), XL600RM (1986), TRX400EX




G52
Size: 107/42/24
DUCATI: Most models from 1999 that have a 3-phase generator
HONDA: VFR750/800, CBX1100XX, CBR900/1100



G53
Size: 107/42/24
HONDA: RVF400R (NC35) (94-97), CB500 (94-97)




G54
Size: 107/42/24
HONDA: CBR600 (91-00), FJS600 Silverwing




G60
Size: 107/42/24
KAWASAKI: Z1300A1 (79-84)




G61
Size: 107/42/16
Fits many old **British** motorcycles.



G62
Size: 107/42/16
YAMAHA: XS650SE (1980), XS650TC1 (1981), XS650 (points model)



G72
Size: 107/42/16
HONDA: NSR250/400, RVF400R, VFR400, RVF750R



G73
Size: 103/42/16
Fits a range of **Honda, Kawasaki, Suzuki & Yamaha** motorcycles. See website for more information.



G74
Size: 103/42/20
HONDA: CBR400/600, VF400/500
SUZUKI: VX800, LT300, King Quad 350
YAMAHA: FZF600, FZS600, YZF600, SZR660



G75
Size: 103/42/24
HONDA: VFR750 G/H/J/K
KAWASAKI: ZX12, ZX12R
TRIUMPH: Tiger, Speedtriple 1050
YAMAHA: JZR600, YX600 Radian



G76
Size: 103/42/24
YAMAHA: FZR600 (89-99), XJ600 (80-91)




G77
Size: 104/42/22
SUZUKI: GSF500
YAMAHA: YZF600 R6 (2000 on), FZR600 (2000 on)




G78
SUZUKI: GSF400 Bandit (1991), GSX400 Import



G80
HARLEY DAVIDSON



G83
Size: 103/42/24
KAWASAKI: KR-1S 250 (1990)



G84
Size: 103/42/15
YAMAHA: TDR250 (88-90), TZR250 (1987)



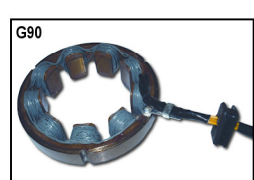
G86
YAMAHA: R1Z-250, TDR250 (88-90), TZR250 (1987)



G88
HONDA: ATC250R (82-83), TRX250 (85-86), XR250 (All)



G89
HONDA: VFR800VTEC (00 on), CBR900RR Fireblade (02 on), CBR929RR Fireblade (02 on)



G90
KAWASAKI: Z900 (76-77), Z1000A/A1 (77-80), Z1000 Z1R (78-80)



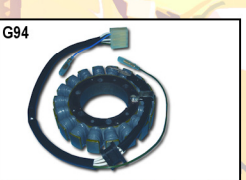
G91
HONDA: TRX300EX




G92
Most **Ducati** twins & later **Moto Guzzi** models
LAVERDA: Stormula



G93
Early **Ducati** models



G94
KAWASAKI: ZX9R-C1




G95
SUZUKI: GSXR600K1, GSXR750K1



G97
HONDA: XLV1000 Varadero (1999)




G98
YAMAHA: V-Max 850/1200




G110
HONDA: VTR1000 Firestorm




G136
YAMAHA: WR250F (03-06), WR450F (03-06), YFZ450



G144
KTM: 250/400/520/525EXC, 400SX, 450SX (04-05), 525MXC
HUSABERG: All Models (04-...)



G145
KTM: Same as G144
HUSABERG: All Models (04-...)
HUSQVARNA: 250F (04-08), 410 (04 on), 450F (04-05)



G146
KTM: 125/200EXC (03 on), 200MXC (03 on), 300EXC
GAS GAS: EC200/250/300 (00 on) (single phase)




G147
KTM: 125/200EXC (03 on), 200MXC (03 on), 300EXC
GAS GAS: EC200/250/300 (00 on) (Hi-Power 3 phase 190W)




G152
Size: 107/42/24
HONDA: VFR750F J/K (90-91), VFR800 (98-00)




G175
Size: 103/42/24
HONDA: VFR750F J/K (90-91)
TRIUMPH: Tiger (1996)
YAMAHA: YX600 Radian (87-90), XV1600 Roadstar (98 on)




G201
HONDA: CB250RS (kickstart), RS250 (kickstart)



G210
HONDA: CB100, CB125



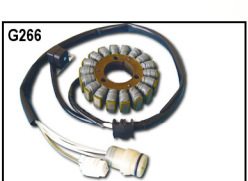
G213
SUZUKI: GSX1300 Hyabusa



G250
HONDA: XR250R (84-88) (Hi-power 3-phase unit)



G265
SUZUKI: DR650RS



G266
YAMAHA: YFM660 Raptor (00-04)




G267
YAMAHA: Big Bear (new), 380 Raptor (2006), 450 Warrior



G280
SUZUKI: DR750 (1988), DR750S (89-96), DR800S (89-96)



G283
SUZUKI: RG500



G285
SUZUKI: DR350S (90-98),
DR350 (1979)



G290
KAWASAKI: ZX6R-J1



G318
SUZUKI: DRZ400/DR400S



G340
KAWASAKI: KFX400
SUZUKI: LTZ400



G374
KAWASAKI: Z1000 (02 on)



G410
HONDA: XL350/500/600, XR350/600



G412
YAMAHA: YP125 (99 on)



G425
YAMAHA: Majesty




G435
YAMAHA: Big Bear,
YFM350 Warrior (01 on)



G440
HONDA: XR400R (All),
XR650R (All)




G443 + RB17
HONDA: XR400, XR650



G450
YAMAHA: YP500




G521
HONDA: CBR1100XX
(fuel injection) (99 on)




G560
KTM: 625SXC, 625SMC,
640 LC4 (98 on), 640 Duke,
660SMC




G660
TRIUMPH: Speed4,
600/650 Daytona, TT600



G701
GAS GAS: Pro5 300cc
HUSQVARNA:
610F (00 on), SMR 750 (04 on)
BETA: Techno VOR: 530



G800
KAWASAKI: ZX12 (98 on)



G811
APRILIA: 125/250 Leonardo,
RS125 (02-06), RS250 (02-04)



G814
APRILIA: 1000 Caponord (2004),
RST1000, RSV1000, SL1000


Race Alternator Systems

- * unique 3-phase system
- * 3 HP gain in performance compared to factory race kits
- * high performance, ultra compact, lightweight charging system


Available for:

- * Honda: RS125, CBR600, CBR1000
- * Suzuki: GSX600, GSXR750, GSXR1000
- * Kawasaki: ZX6, ZX6RR, ZX10







Universal 6 Volt
single phase



Universal 12 Volt
single phase
See website for more information.




Universal 12 Volt
3 phase




SUZUKI: LT160



Low power universal 6V
SUZUKI: LT80
YAMAHA: XT500




YAMAHA: SR250 (1980),
TT600 (83-89), XT550/600 (kickstart)



YAMAHA: XT600
(electric start) (84-90)




SUZUKI: GSX750/E/L/S (81-82),
GSX1000E (82-84),
GSX1100/L/S (80-92)




Fits a range of **Honda, Kawasaki,
Suzuki & Yamaha** motorcycles.
See website for more information.




SUZUKI: GS550L (16-valve) (1983),
GSX550 (1983), GSX750,
XN850/Turbo (1983)



HONDA: VT700C Shadow (83-84),
VT750C Shadow (83-87), VT750C2
Ace (1997), VT1100C Shadow (85-94)



SUZUKI: RG250, TS250X,
GSX400/750/1100, GN450,
DR600S, GS650/1100




Fits a range of **Kawasaki
& Yamaha** motorcycles.
See website for more information.




KAWASAKI: ER5 (1997)




HONDA: CH250 Spacy (86 on),
CB350 (1974) CB450 (72-77),
CX500/C (78-84)
SUZUKI: VS800 Intruder (90-96)



Fits a range of **Suzuki,
Husaberg, Husqvarna,
KTM & Yamaha** motorcycles.
See website for more information.




HONDA: CB250/400/450, CM250/400,
NSR250/400, RS250, CMX400/450,
CX500, FT500, XBR500, XL600RM




HONDA: CBX400F,
CB650/700/750, CBX750




Fits a range of **Kawasaki, Suzuki,
Yamaha & KTM** motorcycles.
See website for more information.




HONDA: CBX600/650,
CB650/750/900/1100




HONDA: CB550/1000/1100,
CBX550/1000




HONDA: CB750/1000, CBR1000F,
ST1100 Pan European



HONDA: CB350/400/500/550/750




HONDA: NTV600, VLX600, VT600C,
NT650GT, NTV650
YAMAHA: RD125LC MK3, YZF750




Fits a range of **Kawasaki
& Yamaha** motorcycles.
See website for more information.



SUZUKI: DR125/S (86-98),
RG125 (1985), DR250S (86-98),
YAMAHA: RD125LC MK1 (1982),
SR125 (1987), TZR125 (1987)




YAMAHA: XV400 (1988),
V-Max 850, Royal Star 1300 (1996)




HONDA: GL1000 Goldwing (75 on),
GL1100 Goldwing (80-83),
GL1200 Goldwing (84-87)



YAMAHA: RD350DX (1975),
XS500 (1977), XS750SE (77-83),
XS850 (77-83), XS1100 (77-83)



YAMAHA: XS400/650, FZ600, YX600,
XJ110/400/550/600/650/700/750/900/1100



KAWASAKI: Z750B (76-80),
Z750LD Belt (83-84),
Z750LTD Twin (81-84)
YAMAHA: XS400 DOHC (1982)




KAWASAKI: Z650B/B1 (77-79),
Z650 LTD/SR (79-83)



YAMAHA: YR350/YR5 (85-91),
XS650 (points model)



YAMAHA: XVZ1200/1300




KAWASAKI: GPZ550,
Z550/650/750/1000,
ZR550, KZ650/750/1000




RR38
YAMAHA: XS250 (71-85),
XS360 (71-85), XS400 (74-85)




RR39
YAMAHA: XV500/700/920, XZ550



RR40
KAWASAKI: VS1400 Intruder (1987)
YAMAHA: TDM850 (94-99)




RR41
YAMAHA: XJ1100 Maxim (1986)




RR42
YAMAHA: SRX400 (1985),
SRX600 (86-92), SRX650



RR43
HONDA: CBR600/900,
VTR1000 SPY/SPI



RR44
KAWASAKI: ZX6R Ninja (98 on),
ZX6R-J1 (98 on), ZX12 (98 on),
ZX12R



RR45
Fits older **BMW & Moto Guzzi** bikes.
See website for more information.




RR46
KAWASAKI: Z1300 Injection




RR47
KAWASAKI: Z1300 (79-81),
Z1300 A1 (79-84)




RR48
YAMAHA: FJ600, FZR600,
XV535/750/1000/1100,
V-Max 1200



RR49
YAMAHA: RD250DX (75-79),
RD400DX (1979)




RR50
DUCATI: ST2




RR51
Fits a range of **Ducati, Laverda & Cagiva** motorcycles.
See website for more information.




RR52
DUCATI: 916
LAVERDA: Sformula (00-01)



RR53
HONDA: VFR800
and a range of **Ducati** motorcycles.
See website for more information.



RR54
YAMAHA: SR500 (1987),
XTZ750 (89-96)




RR55
Fits a range of **Suzuki, Kawasaki & Yamaha** motorcycles.
See website for more information.




RR56
SUZUKI: VZ800 Marauder (1997)




RR57
HONDA: GL1200SEI




RR58
Fits a range of **Honda & Yamaha** motorcycles.
See website for more information.



RR59
HONDA: VFR400 (UK model) (1986)




RR60
Fits a range of **Kawasaki, Honda & Laverda** motorcycles.
See website for more information.




RR62
HONDA: CBR600, VFR700/750
SUZUKI: TL1000S (1997)
TRIUMPH: Tiger (1996)




RR63
HONDA: VT250, VTR250,
BROS400, CBR400, VFR400



RR64
HONDA: XL600V Transalp (87 on),
VF700C V45 Magna (84-87),
XR750 Africa Twin (89-92)




RR65
HONDA: VLX400, VT400/500/750/800,
VF400/500/700/750/1000/1100, FJS600,
CX500/650, GL500/650, NV650/750




RR66
HONDA: CB350S (1987),
NX650 Dominator (88-89)




RR67
HONDA: MTX125/200, XR500/600,
XL100/125/185/200/250/300/500/600,




RR68
SUZUKI: GN400 (1980)




RR69
HONDA: CBR600/1100, VFR800,
CB900F, VTX1800C



RR71
BMW: F650
APRILIA: Pegaso 650 (94-96)




RR73
SUZUKI: TS125X, DR350S (90-98),
RG500 (1987), DR650S (90-95),
DR750S (89-96)
YAMAHA: RD125LC MK2




RR75
SUZUKI: VS600/700/750/800/1400,
1400 Cavalade



RR77
SUZUKI: GT380 (73-77),
GT550 (73-77), GT750 (73-77)



RR79
HONDA: CA125 Rebel (95 on),
CMX250 Rebel (96 on)




RR80
HARLEY DAVIDSON:
1340FXR, Dyna, 1340 Softail




RR81
HONDA: VT1100 Shadow (02 on)




RR82
HONDA:
XR750 Africa Twin (90-93)




RR83
HONDA:
XR750 Africa Twin (94-00)




RR84
HONDA: XR650 (88-89)



RR85
SUZUKI: SV400 Import,
LS650 (86-88), LS650 Savage (95-98),
SV650/L (All), VX800 (90-96)




RR86
HONDA: VN1500 Classic/Vulcan/SE




RR87
HONDA: CBR1000F (87-90)




RR89
HONDA: CBR600 (03-04)




RR91
KAWASAKI: KLF300



RR92
KAWASAKI: KH250 (73-79)




RR93
YAMAHA: YFM350 Warrior (04 on)




RR94
HONDA: TRX300



RR95
HONDA: TRX300




RR96
KAWASAKI: KLX250 (96 on)




RR97
APRILIA: 1000 Caponord (2004),
RST1000, RSV1000, SL1000



RR98
Fits a range of Suzuki
& Yamaha motorcycles.
See website for more information.



RR99
TRIUMPH: 600/650 Daytona, 675,
955, Sprint 1050, Speedtriple 1050 (2006)



RR110
HONDA: CBR1000RR (04 on)




RR113
HONDA: CB1300




RR120
Universal compact
12V, 75watts
SUZUKI: CS125 (1983), TS125ERX




RR125
HONDA: CRM250 (02 on)




RR127
KAWASAKI: KLF400B



RR151
75W, 3 phase
low power




RR152
120W, 3 phase
low power




RR154
KAWASAKI: ER5




RR155
TRIUMPH: Bonneville, TT600,
900 Truxton (04 on)



RR167
HONDA: CR250 (02 on), XR250R (84-88),
XR350 (1984), XR400R (All), XL600 (86 on),
XR600R (88-90), XR650R (All)




RR212
KTM: 250EXC, 400EXC,
520EXC, 525EXC, 525MXC



RR213
YAMAHA: WR450F (03-06)



RR214
YAMAHA: YFZ450




RR230
SUZUKI: LT300



RR315
KAWASAKI: ZX12



RR451
CAGIVA: 750/900 Elefant
MOTO GUZZI: 1000 Daytona/
Quota/Strada (91-92),
1100 California/Sport (1996)



RR825
APRILIA: RS125 (02-06),
RS250 (02-04), 125/250 Leonardo



RR850
APRILIA: 500 Atlantic




RG06
HONDA: XL250S (78-80)
YAMAHA: DT400MX (1977), XT500
SUZUKI: SP370 (77-80)




RG12
Fits a range of Honda,
Kawasaki, Suzuki, Yamaha,
Gas Gas,... motorcycles.
See website for more information.




RG25
Fits a range of Kawasaki,
Suzuki, Yamaha &
Triumph motorcycles.
See website for more information.



RG26
TRIUMPH: 955
motorcycles fitted with
Nippon Denso alternators



RG730
7 Volt - 30 Volt AC
adjustable regulator



RG49
YAMAHA: RD250/350DX
DC Regulator




RG50
HONDA: CB175,
CB200, CB250K4, CB450 (72-77)




RG60
6 Volt DC Regulator
for dynamos




RG62
12 Volt DC Regulator
for dynamos




RG70
KAWASAKI: Z900 (76-77),
Z1000 A/A1 (77-80), etc.
3 Phase DC Regulator (EX2)




RC09
HONDA: C50, C70, C90




RC30
HONDA: CB400F (75-81),
CB500 (1994), CB750K1-7 (69-78)



RC35
YAMAHA: XS650
(replaces original)



RC38
Universal single phase
HONDA: CB450, CB500T (75-78)
SUZUKI: GT200 X5, GT500



HT2
Twin output, CDI type.
Ideal for twin spark plug cylinder
heads. Hole spacing 55mm.




HT3
CDI type.
YAMAHA: XT600, XR500R (1983),
XL500R/S (79-81), XL600R (83-87)




HT4
CDI type.
YAMAHA: XR500R (1983),
XL500R/S (79-81), XL600R (83-87)




HT5
CDI type.



HT11
12V HT Coil, NOT CDI type.
Hole spacing 54mm.




HT12
12V HT Coil, NOT CDI type.
Hole spacing 54mm.




HT13
Fits Suzuki & Yamaha bikes.
Hole spacing 80mm with 2 terminals.




HT14
Fits Ducati & Honda bikes.
Hole spacing 80mm with a
single lead and 2 terminals.



HT15
6V coil for British,
MZ & early Japanese bikes.



HT16
12V coil for British,
MZ & early Japanese bikes.



HT55
Range of MX & ATV bikes.
Hole spacing 55mm.




HT80
Range of MX & ATV bikes.
Hole spacing 80mm.




HT90
Suzuki GSX & GSXR bikes.
Hole spacing 90mm.



HT102
Fits Honda & Kawasaki bikes. 12V.
Hole spacing 102mm with
2 leads and 2 terminals.



HTCDI
Combined HT & CDI coil



HTCDI-2
Combined HT & CDI coil
4 pin connector.



HTCDI-3
Combined HT & CDI coil
3 pin connector + ring.
Piaggio type.


<p>C01</p>  <p>HONDA: MB50, MT50, MBX80, MBX125</p>	<p>C02</p>  <p>HONDA: City, Express</p>	<p>C03</p>  <p>HONDA: Vision 50</p>	<p>C04</p>  <p>HONDA: H100</p>	<p>C05</p>  <p>HONDA: C50/C70/C90</p>
<p>C06</p>  <p>HONDA: TRX90/200, ATC110/185/200X/250/R SUZUKI: CS50, TS50X, LT80</p>	<p>C10/C54 - YAMAHA: YZ125 (86-89) C10/C57 - YAMAHA: YZ250 (89-90) C10/C59 - HONDA: CR125 (86-89), CR250 (86-88), CR500 (86-87)</p>	<p>C11 - KAWASAKI: KX80 (81-88) C11/C51 - KAWASAKI: KX125 (87-88), KX100/250 (81-88), KX500 (86-89) YAMAHA: YZ80 (85-86), YZ125 (90-91)</p>	<p>C12 - KAWASAKI: KX80/100 (89-91) C12/C53 - KAWASAKI: KX125/250 (89-91)</p>	<p>C13 - KAWASAKI: KX80/85/100 YAMAHA: YZ80 (02 on) C13/C55 - YAMAHA: YZ125 (92-95) C13/C58 - KAWASAKI: KX125/250 (92-97)</p>
<p>C14</p>  <p>YAMAHA: WR250 (90-95), YZ250 (90-95)</p>	<p>C16</p>  <p>HONDA: CR60/80/85</p>	<p>C16/C56</p>  <p>YAMAHA: YZ250 (1988)</p>	<p>C17</p>  <p>YAMAHA: BOP 50, PW50, Moto 4 80cc, YFS200 Blaster</p>	<p>C18</p>  <p>YAMAHA: PW80 (All years)</p>
<p>C18/C52</p>  <p>KAWASAKI: KX60 (80-96)</p>	<p>C21</p>  <p>KAWASAKI: KX65 (00-07)</p>	<p>C24</p>  <p>KAWASAKI: KX60 (97 on)</p>	<p>C25 - HONDA: CG125 Brazil SUZUKI: RMX250 (2005) C25/C26 - KAWASAKI: KDX125 (81-88), KX175, KDX200 (83-88), KDX250 (78-88)</p>	<p>C26</p>  <p>HONDA: H100 Electronic</p>
<p>C31</p>  <p>Fits a range of Kawasaki, Suzuki & Yamaha motorcycles. See website for more information.</p>	<p>C35</p>  <p>YAMAHA: RS100 Elec, DT125L, DT125RL</p>	<p>C37</p>  <p>KAWASAKI: KX500 (90 on)</p>	<p>C38</p>  <p>YAMAHA: YZ85 (02 on), YZ125 (96 on), YZ250, YZ250F (04 on), YZF400 (97-99), WR426 (2000), YZF426, WR450F (98-06) KTM: 65SX (03 on), 85SX (03 on)</p>	<p>C40</p>  <p>KAWASAKI: AR50, AR80</p>
<p>C45</p>  <p>HONDA: CR125 (84-85), CR250 (84-85), CR500 (85-86) SUZUKI: RM250 (86-93) YAMAHA: YZ250 (85-87)</p>	<p>C46</p>  <p>Fits a range of Suzuki, KTM, TM, Gas Gas & Husqvarna. See website for more information.</p>	<p>C47</p>  <p>SUZUKI: RM125 (98-03)</p>	<p>C48</p>  <p>SUZUKI: RM250 (02-03)</p>	<p>C61/C62</p>  <p>YAMAHA: YZ80 (79-84), YZ125 (77-86), YZ250 (76-84)</p>
<p>C83</p>  <p>KTM: 65SX/85SX (up to 02)</p>	<p>C92</p>  <p>HONDA: CR250 (02 on)</p>	<p>C93</p>  <p>HONDA: CR125 (02-07)</p>	<p>C95</p>  <p>HONDA: CRF250 (04-07), CRF450 (02-05)</p>	<p>C97</p>  <p>HONDA: CR125 (97-98), CR250 (97-98)</p>



KAWASAKI: KX250 (98-00)



HONDA: CR125 (99-01),
CR250 (99-01)




HONDA: XL600 (1985),
XL600RM (1986), XR600 (86 on),
CX500AB (79-81), FT500 (82-85)




SUZUKI: DR600S (1985),
DR650R/RE/RS (90-95),
DR650S (90-95), DR750 (1988),
DR750S (89-96), DR800S (89-96)



CAGIVA: Climber 280




HONDA: CR125 (86-89),
CR250 (86-88), CR500 (86-87)



KAWASAKI: KX80/100/125/250 (89-91)
YAMAHA: PW80




KAWASAKI: KX80 (92 on),
KX100 (92-99), KX250 (92-97)




YAMAHA: WR250 (90-95),
YZ250 (90-95)




KAWASAKI: KDX200 (89 on)




KAWASAKI: KDX175,
KDX200 (83-88), KDX250 (78-88)



KAWASAKI: KX400 (84-85), KX500
SUZUKI: LT125, LT160, LT500
YAMAHA: YZ465, YZ490



YAMAHA: YZ85 (02 on), YZ125 (96 on),
YZ250, YZ250F (04 on), YZ400F (97-99),
WR426 (2000), YZF426, WR450F (98-06)
KTM: 65SX (03 on), 85SX (03 on)




HONDA: CR125 (84-85),
CR250 (84-85), CR500 (85-86)
SUZUKI: RM250 (86-93)
YAMAHA: YZ250 (85-87)



Fits a range of Suzuki, TM, KTM
Gas Gas & Husqvarna motorcycles.
See website for more information.



SUZUKI: RM125 (98-03),
RM250 (98-01)




KAWASAKI: KX85 (03-08)



HONDA: CR125 (02-07)



HONDA: CR125 (97-98),
CR250 (97-98)




KAWASAKI: KX250 (98-08)



HONDA: CR125 (99-01),
CR250 (99-01)

Check our website
for all the latest updates.


www.hpi.be



P01
Fits a range of Gas Gas, Honda, KTM & Suzuki bikes. See website for more information.



P02
HONDA: CR125 (90-96), CR250 (89-96)
YAMAHA: YFZ350 Banshee




P03
KTM: 65SX (03 on), 85SX (03 on)
YAMAHA: YZ125 (77 on), WR250F (01-02), YZ250, YZ250F (04 on), WR400 (98-03), YZF400 (97-99), WR426, YZF426 (00-02)




P04
HONDA: XR250R (84-88), XR350 (1984), XR400R, XR650R




P05
YAMAHA: WR250F (03-06), WR450F (98-06)




P06
KAWASAKI: KX85, KX125, KX250
HONDA: XL250, XR250
SUZUKI: RM100, DR350/400/650/750/800
YAMAHA: YFM350 Warrior, FZR600




P07
HONDA: CR85 (85-08), CR125 (97-07), CR250 (97 on), CR500 (87 on)
KAWASAKI: KX80, KX85, KX100, KX250, KX250F, KMX250



P08
2 required for Ducati Twins
Fits Ducati twin models



P10
Universal Pulsar
YAMAHA: YFM350 Warrior (04 on)



P11
Universal Pulsar
Hole spacing 34mm



P12
Fits Triumph PVL & Gill ignition systems



P13
HONDA: CRF250 (04-07), CRF450 (02-07)




P14
YAMAHA: WR250 (90-95), YZ250 (90-95)




P20
HONDA: CRF50, XR50, XR80, CRF100, XR100




P21
Universal Pulsar
Hole spacing 36mm




P22
Universal Pulsar
Hole spacing 33mm




P30
YAMAHA: YZ465, YZ490




P31
KAWASAKI: KDX200 (89 on), KX500 (84 on)




RO03
KAWASAKI: ER5, EN450/454/500, GPZ500S, Z1000J, ZL1000, GPZ1100




RO05
KAWASAKI: KLE500



RO06
Replacement for Lucas generators commonly fitted to British motorcycles.



RO09
HONDA: CB650C, CB750FA/FB/F2/K1-7/KZ/SC, CB900C/F/F2/Custom



RO20
HUSAVARNA: 410, 610
VOR, BETA, GAS GAS



RO35-W10
KAWASAKI: KXF450 (06 on) (Weighted rotor, +10ozs)



RO41
YAMAHA: YZ250 (00 on) (Standard rotor)




RO41-W6
YAMAHA: YZ250 (00 on) (Weighted rotor, +6ozs)



RO49
KTM: SXF Models



RO49-W5
KTM: SXF Models (Weighted rotor, +5ozs)



RO50
HONDA: CR250 (02 on), CRF450 (02-07) (Standard rotor)



RO50-W13
HONDA: CR250 (02 on), CRF450 (02-07) (Weighted rotor, +13ozs)



RO52
HONDA: CRF250 (04-07)



RO58
YAMAHA: YZ450F (06 on) (Standard rotor)



RO58-W5
YAMAHA: YZ450F (06 on) (Weighted rotor, +5ozs)




RO58-W10
YAMAHA: YZ450F (06 on)
(Weighted rotor, +10ozs)




RO60
KAWASAKI: KX250F (04 on)
SUZUKI: RMZ250 (03-06)



RO70
YAMAHA: YZ250F (04 on),
WR450F (03-06), YZ450F (02-05)
(Standard rotor)




RO70-W6
YAMAHA: YZ250F (04 on),
WR450F (03-06), YZ450 (02-05)
(Weighted rotor, +6ozs)




RO80
HARLEY DAVIDSON:
Big Twin motorcycles



RO89
HONDA: CBR900RR (00-01)



RO92
DUCATI: models that
have a G92 fitted



RO93
DUCATI: Early models
that have a G93 fitted




RO99
KAWASAKI: Z900 (76-77)




RO145
KTM: 4-Stroke EXC models



SM0230
SUZUKI: LT80 (Quad)



SM1100P
HONDA: GL1000 Goldwing (75 on),
GL1100 Goldwing (80-83)




SM1200P
HONDA: GL1200 Goldwing (84-87)



SM1300P
SUZUKI: GSX1300 Hyabusa,
GSX1400




SM2250
YAMAHA: YFM200 (83-89),
YFM250 (89-98)



SM3213
HONDA: ATC250 ES (85-86),
ATC250SX (87 on),
TRX250 (87 on), TRX300




SM3233
HONDA: TRX350




SM32770
YAMAHA: XV700 (86-87),
XV750/1000/1100 (86-97)



SM3445P
YAMAHA: Virago
XV700/750/920 (81-85)



SM3475
HONDA: TRX250 (97-02)



SR10
12V universal starter motor relay unit




SR11
12V universal starter motor relay unit




Jet Ski Starter Motors


Full range available including hi-power versions.
Ideal for difficult to start engines.



SM7501
Scooter starter motor.
See application list on the right.



SM7503
Scooter starter motor.
See application list on the right.



SM7504
Scooter starter motor.
See application list on the right.

SCOOTER STARTER MOTOR APPLICATION LIST	
SM7501	APRILIA: AMICO, AREA51, RALLYAIR, RALLYLC, RS50, SONICAIR, SONICLC, SR50AIR BENELLI: 491LC, K2LC BETA: ARKLC, CHRONO, QUADRA, TEMPO ITALJET: DRAGSTER 50LC MALAGUTI: F10 JETLINE, F12 PHANTOM 50AIR, F12 PHANTOM 50LC, F15 FIREFOX MBK: BOOSTER, BOOSTER NEXTGEN, NITRO 50, OVETTO 50, ROCKET MINARELLI: SR50LC
SM7503	APRILIA: SR50LC SUZUKI: KATANA, ZILLION 50
SM7504	GILERA: ICE, RUNNER50/FX125/FXR180 HONDA: VISION ITALJET: DRAGSTER 125/180 PEUGEOT: ELYSEO 50, LOOXOR 50, SPEEDFIGHT, TREKKER, VIVACITY PIAGGIO: FREE, HEXAGON, LIBERTY, NRGEXTREME, QUARTZSFERA, SKIPPER, TYPHOONZIP50

The Digital HPI CDI-unit offers:

- # True 3D ignition curves
- # Selectable 2D and 3D maps via handlebar switch
- # 6 Different curves
- # Maximum spark energy
- # Adjustable rev-limiting
- # Adjustable power jet operation



CDI via interface connected to PC with TuneBox software.
Order code: 068043 for programming kit (software + interface)

The Digital HPI CDI-unit is developed for optimal racing performance. Made from state of the art technology and based on 25 years of experience in motorcycle-electronics. Your engine will start easier and will run at the highest possible performance.

The unit allows you to tune your engine for maximum power and this for different tracks. The Digital HPI CDI-unit comes with all the required connectors and wiring, making replacement of your standard CDI as easy as possible. Your Digital HPI CDI-unit can carry up to 6 different curves within the unit. Saving different curves in the CDI allows you to use the optimal curve for different tracks without the need to reprogram the unit. These curves are easily selectable while racing.


All Digital HPI CDI-units deliver massive gains on the track, where you'll really notice the difference. With improved throttle response and smoother power delivery, horsepower gains that make your bike feel stronger. All this equates to faster lap times to get you to the front of the pack, and WIN!!!!

TuneBox:

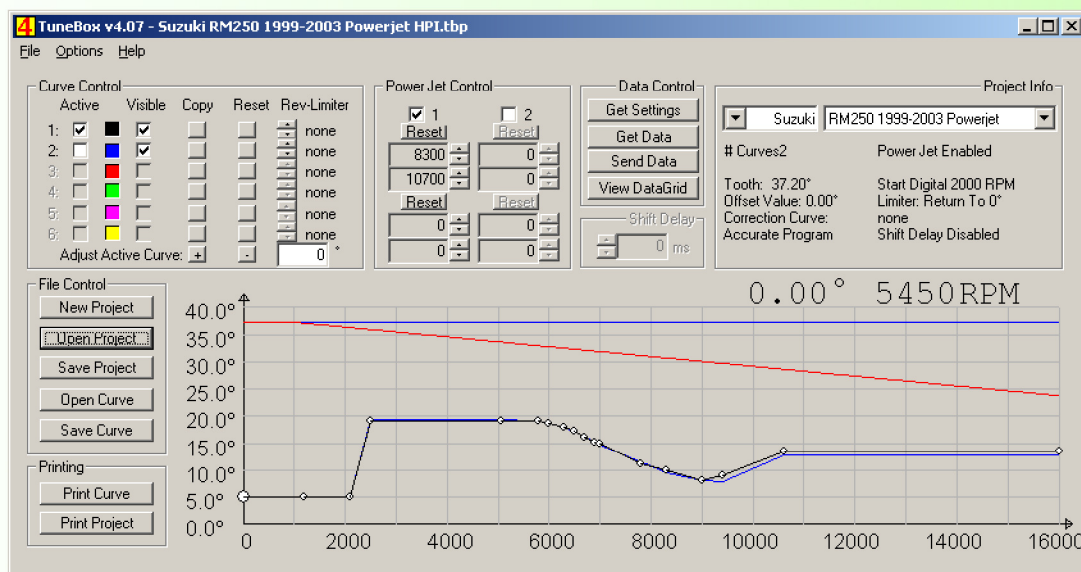
The TuneBox programme works with ALL digital HPI CDI-units.

The TuneBox programme supports the creation, programming and management of different curves through an easy to use graphical interface. The curves are programmed using a high performance algorithm providing accuracy of 50 RPM and 1/4 degree for every point on the curve. The software can adjust rev-limiter and power jet operation.

With the Digital HPI CDI-unit in combination with TuneBox you can optimise the performance of the engine for several parameters including power. The full 3D ignition mapping guarantees maximum engine performance for every RPM and throttle position including bikes with T.P.S. carburettors



USB interface
Order code: 068043 for programming kit (software + interface)



Tunebox software - visit our website to download the latest version.
Order code: 068043 for programming kit (software + interface)

HONDA

CDI CODE	MODEL	YEAR	TYPE
CD9001	Bali / MBX (minarelli engine block)		Scotter
CD1011D	CR 80/85	85-04	Cross
CD1012D	CR 85	05-09	Cross
CD1101	CR 125	81-83	Cross
CD1111	CR 125	84-85	Cross
CD1112	CR 125	86-89	Cross
CD1102	CR 125	90-96	Cross
CD1104D	CR 125	97-98	Cross
CD1106D	CR 125	98-01	Cross
CD1105D	CR 125	02-03	Cross
CD1108D	CR 125R	05-08	Cross
CD1115D	CBR 125	05-08	Roadbike
CD1113D	RS 125	04-08	Roadbike
CD1116D	CRF 150R	07-10	Cross
CD1250	NX 250		Enduro
CD1201	CR 250	81-83	Cross
CD1213	CR 250	84-85	Cross
CD1214	CR 250	86-88	Cross
CD1203	CR 250	89-96	Cross
CD1207D	CR 250	97-98	Cross
CD1208D	CR 250	99-01	Cross
CD1204D	CRF 250	2004	Cross
CD1205D	CRF 250	05-09	Cross
CD1218D	CRF 250R	08-09	Cross
CD1215D	CRF 250X	04-10	Enduro
CD1206	TRX 250		Quad
CD1202	XR 250		Enduro
CD1301	TRX 300		Quad
CD1304	XR 350	1984	Enduro
CD1409	XR 400		Enduro
CD1404	XR 400R		Enduro
CD1415	TRX 400	99-04	Quad
CD1406D	TRX 450	2005	Quad
CD1407D	TRX 450	06-08	Quad
CD1401D	CRF 450	01-03	Cross
CD1402D	CRF 450	2004	Cross
CD1403D	CRF 450	05-07	Cross
CD1408D	CRF 450R	2008	Cross
CD1405D	CRF 450X	05-10	Enduro
CD1513	CR 500	85-86	Cross
CD1514	CR 500	86-87	Cross
CD1509D	CR 500	87-02	Cross
CD1610	XL 600V Transalp	87 on	Roadbike
CD1606	XL 600 / XR 600 (elec. start)		Enduro
CD1604	XR 600 Universal		Enduro
CD1610	XL 650V		Roadbike
CD1605	XR 650R		Enduro
CD1651	NX 650 Dominator		Roadbike
CD1750	XRV 750 Africa Twin	89-92	Roadbike

SUZUKI

CDI CODE	MODEL	YEAR	TYPE
CD2008	LTZ 50 4T	2007	Quad
CD2003 / D	Z 50/90		Quad
CD2007	RM 65	2006	Cross
CD2001	RM 80	80 on	Cross
CD2002D	RM 85	00-10	Cross
CD2003 / D	Z 90		Quad
CD2101	RM 125	81-88	Cross
CD2102	RM 125	89-93	Cross
CD2103	RM 125	94-97	Cross
CD2104D	RM 125 (J73 36E3 CU7440 91125)		Cross
CD2117D	RM 125	1999	Cross
CD2107D	RM 125	01-03	Cross
CD2105D	RM 125	2004	Cross
CD2106D	RM 125	05-10	Cross
CD2209D	DR 250		Enduro
CD2213D	RMX 250		Enduro
CD2201	RM 250	81-85	Cross
CD2202	RM 250	86-93	Cross
CD2205D	RM 250	94-97	Cross
CD2206D	RM 250	1998	Cross
CD2217D	RM 250	99-02	Cross
CD2208D	RM 250	03-04	Cross
CD2210D	RM 250	05-10	Cross
CD2204D	RMZ 250	2004	Cross
CD2211D	RMZ 250	05-09	Cross
CD2212D	RMZ 250F	07-09	Cross
CD2301D	DR 350 (14D-10-8T30772)		Enduro
CD2302D	DR 350 (MGT002-8T31082)		Enduro
CD2303D	DR 350 (MGT006-FBT32871)		Enduro
CD2304D	DR 350 (14D00)		Enduro
CD2407D	Bandit 400		Roadbike
CD2401D	DRZ 400 / DR 400S		Enduro
CD2403D	LTZ 400		Quad
CD2405D	LTZ 400	05-08	Quad
CD2406D	GS 450		Roadbike
CD2402D	RMZ 450	05-07	Cross
CD2501	RM 400/500		Cross
CD2601	DR 600		Enduro
CD2603	DR 600 (14A10-6414)		Enduro
CD2602D	DR 650		Enduro

KAWASAKI

CDI CODE	MODEL	YEAR	TYPE
CD3003	KX 60	80-96	Cross
CD3004	KX 60	97-00	Cross
CD3007	KX 65	00-05	Cross
CD3009D	KX 65	06-09	Cross
CD3002	KX 80	81-88	Cross
CD3005	KX 80	89-91	Cross
CD3006	KX 80	92-00	Cross
CD3008D	KX 85	03-09	Cross
CD3102	KX 100	81-88	Cross
CD3005	KX 100	89-91	Cross
CD3006	KX 100	92-00	Cross
CD3101	KX 125	80-86	Cross
CD3102	KX 125	87-88	Cross
CD3103	KX 125	89-91	Cross
CD3107	KX 125	92-97	Cross
CD3104D	KX 125	98-99	Cross
CD3105D	KX 125	2002	Cross
CD3108D	KX 125	03-08	Cross
CD3210	KDX 200	89 on	Enduro
CD3201	KLF 200 (21119-1226)		Quad
CD3205	KDX 250 (21119-1376)	78-88	Enduro
CD3212D	KLR 250		Enduro
CD3202	KX 250	81-88	Cross
CD3203	KX 250	89-91	Cross
CD3208	KX 250	92-97	Cross
CD3213D	KX 250	1998	Cross
CD3209D	KX 250	99-04	Cross
CD3214D	KX 250	05-08	Cross
CD3204D	KX 250F	2004	Cross
CD3211D	KX 250F	05-10	Cross
CD3206	KXF 250	2004	Quad
CD3301D	KLF 300 (21119-1302)		Quad
CD3403D	KFX 400	2004	Quad
CD3406	KLF 400B		Quad
CD3405D	KXF 400	05-07	Quad
CD3404D	KX 450F	06-08	Cross
CD3501	KX 500	83-85	Cross
CD3502	KX 500	86-89	Cross
CD3509	KX 500	90 on	Cross
CD3602	KLX 650 (21119-1361)		Enduro
CD3603D	KLX 650 (21119-1368)		Enduro
CD3604	KLX/KLR/KDX 650 (21119-1272)		Enduro
CD3605	KLR 500/600 (21119-1106)		Enduro
CD3801D	SXR 800	04-08	Jetski

ATTENTION:

Units with a code ending with a "D" are digital, programmable units (eg. CD1205D), units with a code not ending with a "D" are analogue units. (eg. CD1102)

All digital CDI's can be programmed with the *TuneBox* software.
For more information, see page 30.



YAMAHA

CDI CODE	MODEL	YEAR	TYPE
CD4000D	Universal (for Yamaha engines with a C38 ignition coil installed - 1 x 60°)		Cross/Enduro
CD4007D	Universal (for Yamaha engines with a C38 ignition coil installed - 1 x 60°)		Cross/Enduro
CD4013D	TZR-DT50	07-08	Roadbike
CD4012	PW 50		Quad
CD4003D	YFM 50		Quad
CD4011D	YZ 60		Quad
CD4005D	YFM 80		Quad
CD4002	YZ 80	85-86	Cross
CD4004	YZ 80	87-97	Cross
CD4001	YZ 80	1992	Cross
CD4006D	YZ 85	03-10	Cross
CD9001	Aerox 100cc (Minarelli engine block)		Scooter
CD4110D	Breeze 125 (35A-10)		Quad
CD4104	YZ 125	77-86	Cross
CD4111	YZ 125	87-89	Cross
CD4102	YZ 125	90-91	Cross
CD4105	YZ 125	92-95	Cross
CD4106D	YZ 125	96-99	Cross
CD4108D	YZ 125	00-01	Cross
CD4107D	YZ 125	02-04	Cross
CD4109D	YZ 125	05-10	Cross
CD4112D	YZ 144	05-10	Cross
CD4216D	Raptor 250	08-10	Quad
CD4205	RD 250/350		Roadbike
CD4203	WR 250	90-95	Enduro
CD4214D	WR 250F	01-02	Enduro
CD4212D	WR 250F	03-06	Enduro
CD4227D	WR 250F	07-09	Enduro
CD4215D	XV 250 (131800-5180)		Roadbike
CD4213D	YFM 250		Quad
CD4204	YZ 250	76-84	Cross
CD4202	YZ 250	85-87	Cross
CD4211	YZ 250	88-90	Cross
CD4203	YZ 250	91-95	Cross
CD4208D	YZ 250	96-99	Cross
CD4207D	YZ 250	00-02	Cross
CD4209D	YZ 250	04-09	Cross
CD4210D	YZ 250F	01-10	Cross
CD4313	YFM 350 Warrior	96	Quad
CD4301D	YFM 350 Warrior	98-01	Quad
CD4302D	YFM 350 Warrior	02-04	Quad
CD4303	YFM 350 Warrior		Quad
CD4305D	YFZ 350 Banshee	97-04	Quad
CD4414D	WR 400	98-00	Enduro
CD4411D	YZ 400F	97-99	Cross
CD4413D	YZ 426F	00-02	Cross
CD4415D	WR 426F	01-02	Enduro
CD4417D	WR 450F	03-06	Enduro
CD4427D	WR 450F	07-09	Enduro
CD4416D	YFZ 450	04-08	Quad
CD4412D	YZ 450F	03-09	Cross
CD4509	YZ 465/490		Cross
CD4505	RD 500		Roadbike
CD4501	XT 500/550/600 (kickstart)		Enduro
CD4601	XT 600	01-03	Enduro
CD4605	XT 600Z		Enduro
CD4612	YZ 630	89	Jet ski
CD4602D	YFM 660 Raptor	00-01	Quad
CD4603D	YFM 660 Raptor	02-07	Quad
CD4604D	650/701 Superjet	89-08	Jet ski

KTM


CDI CODE	MODEL	YEAR	TYPE
CD5003	50 SX	04-09	Cross
CD5001D	65 SX	03-08	Cross
CD5009D	65 SX	09-10	Cross
CD5004	85 SX/EXC	00-02	Cross/Enduro
CD5002D	85 SX	03-09	Cross
CD5101D	125 SX/EXC	00-05	Cross/Enduro
CD5102D	125 SX/EXC	06-09	Cross/Enduro
CD5103D	144 SX	08-09	Cross
CD5201D	200 MX/EXC	03-05	Cross/Enduro
CD5202D	200 EXC	06-08	Enduro
CD5005	250 MX	86-87	Cross
CD5206D	250 SX SEM Digitech	85-92	Cross
CD5205D	250 SX/EXC	00-05	Cross/Enduro
CD5208D	250 SX/EXC	06-09	Cross/Enduro
CD5207D	250 SX-F/EXC-F	06-10	Cross/Enduro
CD5301D	300 EXC	06-09	Enduro
CD5005	320		Enduro
CD5005	400 SX/EXC	1998	Cross/Enduro
CD5504D	450 SX/EXC ATV		Quad
CD5401D	450 SX-F/EXC-F	00-05	Cross/Enduro
CD5402D	450 SX-F	2006	Cross
CD5403D	450 SX-F	06-08	Enduro
CD5403D	450 SX-F	07-10	Cross
CD5504D	505 SX ATV		Quad
CD5501D	520 SX-F	04-05	Cross
CD5503D	LC4 520/620/660		Enduro
CD5502D	525 EXC-F	06-09	Enduro
CD5504D	525 XC ATV		Quad
CD5004	620 SX-F/EXC-F	1998	Cross/Enduro
CD5601D	620 SX-F		Cross

HUSQVARNA

CDI CODE	MODEL	YEAR	TYPE
CD7101D	125 Cross	03-04	Cross
CD7102D	125 Cross	05-08	Cross
CD7103D	SX 125	2009	Cross
CD7201D	250 Cross	03-04	Cross
CD7202D	250F Cross	2004	Cross
CD7203D	250F Cross	05-10	Cross
CD7301D	300 2T	2008	Enduro
CD7401D	450F Cross	2004	Cross
CD7402D	450F Cross	05-07	Cross
CD5004	410/510/610 (Older SEM types)		Enduro
CD7601D	410/610	98-05	Enduro

OTHER BRANDS

CDI CODE	MODEL	YEAR	TYPE
CD18001D	Aeon Minikolt 50cc	2005	Quad
CD21201	Aero RX 260cc AER23		Quad
CD8002	Aprilia RS 50		Scooter
CD8001	Aprilia SR 50		Scooter
CD5005	Aprilia RS 125 (SEM Ignition)		Roadbike
CD8101D	Aprilia RS 125 (kokusan Ignition)	02-06	Roadbike
CD8601D	Aprilia Pecos 600/650		Enduro
CD13601D	Cagiva Canyon 600cc		Enduro
CD23101	Daelim VT 125		Roadbike
CD22201	Dazon Raider 250cc		Buggy
CD6402D	Ducati Scrambler 450	1971	Roadbike
CD6901D	Ducati Types (double connector)		Roadbike
CD22201	Eagle 200cc (Lifan engine block)	05 on	Quad
CD16102D	Gas Gas 125/250/300	97 on	Cross
CD16101D	Gas Gas EC 125	97 on	Cross
CD16201D	Gas Gas EC/MC/XC 250	97 on	Cross
CD16202D	Gas Gas TXT 280	03-04	Trial
CD16301D	Gas Gas EC/XC 300		Cross
CD10005D	Gilera Runner RST 125/200cc 4T	...-99	Scooter
CD5004	Husaberg (Most models)	99-03	Cross/Enduro
CD5006D	Husaberg (All models)	04-08	Cross/Enduro
CD17201D	Kymco KXR 250 Type 1	04-08	Quad
CD17202D	Kymco KXR 250 Type 2		Quad
CD22201	Lifan engine blocks		- various -
CD19201	Ligier BE Four 220cc		Quad
CD12001	MBK Nitro 50cc 12V		Scooter
CD9001	MBK Ovetto 100cc		Scooter
CD9001	Minarelli Engine Block		Scooter
CD10001D	Peugeot-types		Scooter
CD10002	Peugeot Chipkey 1; Elyceo 50/100cc, Speedfight I, Trekker ORIGINAL CDI CODE: AEC400		Scooter
CD10003	Peugeot Chipkey 2; Elyceo 50/100cc, Speedfight II, Trekker, Vivacity ORIGINAL CDI CODE: AC1100.01		Scooter
CD10004D	Peugeot Chipkey (4 stroke); Elyceo 125/150cc ORIGINAL CDI CODE: AC1100.02		Scooter
CD11103D	Piaggio Fly 125		Scooter
CD11101D	Piaggio Vespa DNA 50 (2T)		Scooter
CD11102D	Piaggio Vespa ET 4 125cc		Scooter
CD10005D	Piaggio Vespa LX 125 (4T)		Scooter
CD20101D	PitBike Cross 110cc		Cross
CD14001D	Rieju MRX 50	04-08	Road/Enduro
CD15101D	Scorpa Trial TYS 125F	03-04	Trial
CD15201D	Scorpa 250F		Trial
CD15202D	Scorpa T-Ride 250cc		Trial
CD6101D	TM 125 Cross	03-04	Cross
CD6201D	TM 250 Cross	2007	Cross
CD6202D	TM 250F Cross	06-09	Cross
CD6203D	TM MX 250	06-09	Cross
CD6301D	TM MX 300		Cross
CD6401D	TM 450F Cross	All	Cross
CD5004	Vertemati (All models)		Enduro



CD4212D

ATTENTION:

Units with a code ending with a "D" are digital, programmable units (eg. CD1205D), units with a code not ending with a "D" are analogue units. (eg. CD1102)

All digital CDI's can be programmed with the **TuneBox** software.
For more information, see page 30.



CD4107D



CDI for many KTM's

The Oscillator-type is mainly used for 2 stroke race engines.
This ignition can be used on all engines with a 12 Volt battery of at least 3 amperes.
The Transistor-type is mainly used for 4 stroke race engines.


The advantages are: a very low starting RPM, and huge sparks.

The kit consists of:

- CDI with 2 curves (can also be ordered with 2 HT-coil exits, or with PowerJet option)
- 2 curves-switch
- cable system
- HT-coil(s)
 - * For Oscillator: 0.6 ohm, 1 connection
 - * For Transistor: 4 ohm, 2 connections; + and - connection
- pulser
- appropriate mounting kit & CDI programming, according to the customer's needs



Oscillator Type



Transistor Type

Mounting kits / CDI programming types:

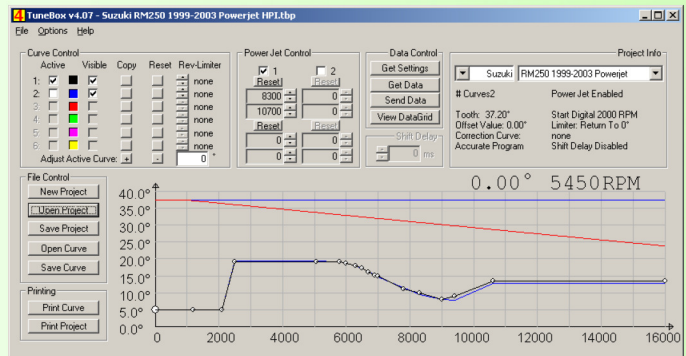
12VO-xx are Oscillators

12VT-xx are Transistors

12VO-01M	1 cylinder	2 or 4 stroke	1 spark / crank rotation	tooth: 1 x 60°, dia 28.25mm	1 ht-coil with 1 exit	
12VO-01L / 12VT-01L	1 cylinder	2 or 4 stroke	1 spark / crank rotation	tooth: 1 x 60°, dia 40mm	1 ht-coil with 1 exit	
12VO-02M / 12VT-02M	1 cylinder	2 or 4 stroke	1 spark / crank rotation	tooth: 2 x 30°, dia 28.25mm	1 ht-coil with 1 exit	high RMP engines
12VO-03M / 12VT-03M	1 cylinder	4 stroke	1 spark / 2 crank rotations	tooth: 1 x 30°, dia 28.25mm	1 ht-coil with 1 exit	
12VO-04L / 12VT-04L	2 cylinder	2 or 4 stroke	1 spark / cylinder / crank rotation	tooth: 1 x 60°, dia 40mm	1 ht-coil with 2 exits	360° tandem engines
12VO-05M / 12VT-05M	2 cylinder	2 or 4 stroke	1 spark / cylinder / crank rotation	tooth: 2 x 30°, dia 28.25mm	1 ht-coil with 2 exits	360° tandem engines
12VO-06L / 12VT-06L	2 cylinder	2 or 4 stroke	2 sparks / cylinder / crank rotation	tooth: 2 x 60°, dia 40mm	1 ht-coil with 2 exits	180° low RPM engines
12VT-07S	2 cylinder	2 or 4 stroke	1 spark / cylinder / crank rotation	tooth: 1 x 60°, dia 40mm	2 ht-coils with 1 exit	180° engines
12VT-07D	4 cylinder	2 or 4 stroke	1 spark / cylinder / crank rotation	tooth: 1 x 60°, dia 40mm	2 ht-coils with 2 exits	180° engines
12VT-08S	2 cylinder	4 stroke	1 spark / cylinder / crank rotation	tooth: 2 x 30°, dia 28.25mm	2 ht-coils with 1 exit	180° engines
12VT-08D	4 cylinder	4 stroke	1 spark / cylinder / crank rotation	tooth: 2 x 30°, dia 28.25mm	2 ht-coils with 2 exits	180° engines
12VT-09S	2 cylinder	2 or 4 stroke	1 spark / cylinder / crank rotation	tooth: 1 x 60°, dia 40mm	2 ht-coils with 1 exit	90° / 144° V engines
12VT-09D	4 cylinder	2 or 4 stroke	1 spark / cylinder / crank rotation	tooth: 1 x 60°, dia 40mm	2 ht-coils with 2 exits	90° / 144° V engines
12VT-10S	2 cylinder	4 stroke	1 spark / cylinder / crank rotation	tooth: 2 x 30°, dia 28.25mm	2 ht-coils with 1 exit	72° V engines
12VT-10D	4 cylinder	4 stroke	1 spark / cylinder / crank rotation	tooth: 2 x 30°, dia 28.25mm	2 ht-coils with 2 exits	72° V engines

For more information, and a schematic representation of the different mounting kits, please visit our website.

The CDI's can be programmed using the TuneBox software.
For more information on TuneBox, see page 30.




HPI UNIVERSAL INNERROTOR

1 CYLINDER SETS

The CDI included in the sets below is the standard (analogue) CDI.
The CDI can be replaced with a CDI that has more options:

- 2 curves
- exhaust valve-exit / tacho-exit (standard for some sets, optional for others)
- digital, non-programmable CDI (fix)
- digital, programmable CDI** (2 curves standard)
 - powerjet
 - shiftsystem
 - throttle position

** These digital CDI's can be programmed with the TuneBox software.
See page 30 for more information about TuneBox.



COMPLETE SETS

1 CYLINDER, 2 STROKE ENGINES

ANALOGUE ORDER CODE	MODEL	COOLING	FAN ADAPTOR PLATE	ROTOR CONE TYPE	BASE PLATE	STATOR	HT-COILS	INCLUDES STANDARD ANALOGUE CDI
068STD90-1a	Standard Set			No cone	No base plate	360: 360° dia 90	1 exit	068068 *
068STD94-1a	Standard Set			No cone	No base plate	360: 360° dia 94	1 exit	068068 *
068013	Aprilia RS 50 (Rieju R 2)			YZ	----	360: 360° dia 94	1 exit	068068 *
068148	Aprilia RS (Rotax 123 Block)			KTM	----	360: 360° dia 90	1 exit	068068 *
068057	Aprilia RS 125 (geartype)			Aprilia RS	Aprilia RS	360: 360° dia 94	1 exit	068003 *
068047	Aspes 125			YZ	----	360: 360° dia 94	1 exit	068068 *
068110	Beta 250cc (TR35)			NSR	----	360: 360° dia 94	1 exit	068068 *
068013	Derbi			YZ	----	360: 360° dia 94	1 exit	068068 *
068052	Derbi Senda			Puch Maxi	----	360: 360° dia 94	1 exit	068068 *
068160	Flandria			Puch Maxi	----	360: 360° dia 90	1 exit	068068 *
068131	Gas Gas 125/250cc				Cross dia 110	360: 360° dia 94	1 exit	068068 *
068070	Gilera GPZ 125 (geartype)			NSR	Aprilia RS	360: 360° dia 94	1 exit	068068 *
068004	Gilera Runner 180cc			NSR	PIA 125cc	360: 360° dia 94	1 exit	068068 *
068094	Honda Camino		Universal	Street Magic	Cross dia 110	360: 360° dia 94	1 exit	068068 *
068088	Honda CR 250 1995-2005			NSR	CR 250	360: 360° dia 94	1 exit	068068 *
068008	Honda NSR/MTX/MT50			NSR	NSR	360: 360° dia 94	1 exit	068068 *
068146	Honda RS 125			TM	CR 250	360: 360° dia 94	1 exit	068068 *
068010	Honda XR/SF/FOX	Liquid		Wallaroo	Wallaroo	360: 360° dia 94	1 exit	068068 *
068141	Husqvarna 240 WRLC 1985			KTM	Uni dia 130	360: 360° dia 94	1 exit	068068 *
068159	Husqvarna 250/300/360/430/500			KTM	----	360: 360° dia 94	1 exit	068068 *
068040	Iton			Wallaroo	----	360: 360° dia 94	1 exit	068068 *
068062	Iton Viper 50			Minarely	Minarely	360: 360° dia 94	1 exit	068068 *
068063	Iton Viper 90			Suzuki	Minarely	360: 360° dia 94	1 exit	068068 *
068086	Kawasaki KX 80			TM	Uni dia 105	360: 360° dia 94	1 exit	068068 *
068156	Kawasaki KX 250 (81-88)			NSR	Uni dia 110	360: 360° dia 94	1 exit	068068 *
068048	Kreidler			Puch Maxi	----	360: 360° dia 90	1 exit	068068 *
068017	KTM			KTM	----	360: 360° dia 90	1 exit	068068 *
068055	KTM 65			TM	----	360: 360° dia 90	1 exit	068068 *
068015	Kymco			Piaggio	Wallaroo	360: 360° dia 94	1 exit	068068 *
068152	Maico 250/360/400/440 (68-74) [2 welle/shafts/arbres, 4 gears]			Suzuki	Maico	360: 360° dia 90	1 exit	068130 *
068153	Maico 250/400/440 (75-77) [2 welle/shafts/arbres, 5 gears]			Suzuki	Maico	360: 360° dia 90	1 exit	068130 *
068154	Maico 250/400/440/480 (78-82) [3 welle/shafts/arbres]			Maico	----	360: 360° dia 90	1 exit	068130 *
068029	Minarely Airox / Booster	Air		Minarely	Minarely	360: 360° dia 94	1 exit	068068 *
068051	Minarely AM6		Minarely	Puch Maxi	----	360: 360° dia 94	1 exit	068068 *
068009	Minarely MBK	Liquid		Minarely	Minarely	360: 360° dia 94	1 exit	068068 *
068056	Morini SR2000			Morini	Wallaroo + bus	360: 360° dia 94	1 exit	068068 *
068010	Peugeot	Liquid		Wallaroo	Wallaroo	360: 360° dia 94	1 exit	068068 *
068099	Peugeot (103 Fox,...)	Air	Universal	Wallaroo	Wallaroo	360: 360° dia 94	1 exit	068068 *
068011	Piaggio	Liquid		Piaggio	Piaggio	360: 360° dia 94	1 exit	068068 *
068100	Piaggio	Air	Universal	Piaggio	Piaggio	360: 360° dia 94	1 exit	068068 *
068069	Piaggio Maxi 2T 125cc			NSR	PIA 125cc	360: 360° dia 94	1 exit	068068 *
068014	Pollini 50cc Cross			Minarely	----	360: 360° dia 94	1 exit	068068 *
068012	Puch Maxi			Puch Maxi	----	360: 360° dia 90	1 exit	068068 *
068039	Street Magic			Street Magic	Wallaroo	360: 360° dia 94	1 exit	068068 *
068056	Suzuki Katana			Morini	Wallaroo + bus	360: 360° dia 04	1 exit	068068 *
068050	Suzuki LT80		Universal	Suzuki	Cross dia 110	360: 360° dia 94	1 exit	068068 *
068053	Suzuki RMX/TSX			Suzuki	Uni dia 108	360: 360° dia 94	1 exit	068068 *
068016	TM			TM	Cross dia 110	360: 360° dia 94	1 exit	068068 *
068136	TM K9b 125cc 2000-2007			NSR	----	360: 360° dia 94	1 exit	068068 *
068137	TM K9c 125cc 2006-...			NSR	----	360: 360° dia 94	1 exit	068068 *
068135	TM KV 95 125cc 1995-2000			NSR	----	360: 360° dia 94	1 exit	068068 *
068097	Tomos a 35			Puch Maxi	360: 360°	360: 360° dia 94	1 exit	068068 *
068140	Wallaroo	Air	Wallaroo	Wallaroo	Wallaroo	360: 360° dia 94	1 exit	068068 *
068067	Yamaha Blaster			Wallaroo	own plate	360: 360° dia 94	1 exit	068068 *
068076	Yamaha FSR/D/DT			TM	Minarely	360: 360° dia 94	1 exit	068068 *
068095	Yamaha TZ50			Suzuki	----	360: 360° dia 94	1 exit	068068 *
068142	Yamaha YZ 125			TM	Cross dia 110	360: 360° dia 94	1 exit	068068 *
068058	Yamaha YZ TZR 125			TM	----	360: 360° dia 94	1 exit	068003 *
068046	Zundapp V.P.L. / KS50			Puch Maxi	----	360: 360° dia 90	1 exit	068068 *
068026	Zundapp 125 KS			TM	----	360: 360° dia 90	1 exit	068068 *

* This is the standard CDI for the set. It can be replaced with a CDI that has more options. (e.g. 2 curves, or a digital/programmable CDI**) See the top of this page to see the possible options.
** Digital CDI's can be programmed using the TuneBox software. For more information on TuneBox, see page 30.

1 CYLINDER, 4 STROKE ENGINES

ORDER CODE	MODEL	COOLING	FAN ADAPTOR PLATE	ROTOR CONE TYPE	BASE PLATE	STATOR	HT-COILS	INCLUDES STANDARD CDI
068STD90-1b	Standard Set			No cone	No baseplate	360◻ 360° dia 90	1 exit	068041 (digital) *
068STD94-1b	Standard Set			No cone	No baseplate	360◻ 360° dia 94	1 exit	068041 (digital) *
068STD90-1c	Standard Set (PitBike type)			No cone	No baseplate	001 (blue) dia 90	1 exit	068001 *
068STD94-1c	Standard Set (PitBike type)			No cone	No baseplate	001 (blue) dia 94	1 exit	068001 *
068STD90-1d	Standard Set (BSA type)			No cone	No baseplate	002 (black) dia 90	1 exit	068002 *
068STD94-1d	Standard Set (BSA type)			No cone	No baseplate	002 (black) dia 94	1 exit	068002 *
068155	Aprilia RS 100			TM	Aprilia RS	360◻ 360° dia 94	1 exit	068041 (digital) *
068132	Gilera Strada 150cc			Puch Maxi	----	360◻ 360° dia 94	1 exit	068041 (digital) *
068071	PitBike			NSR	PitBike	001 (blue) dia 94	1 exit	068001 *
068133	Speedway			NSR	----	360◻ 360° dia 94	1 exit	068041 (digital) *
068085	BSA B40/44/50			BSA	BSA01	002 (black) dia 94	1 exit	068002 *

* This is the standard CDI for the set. It can be replaced with a CDI that has more options. (e.g. 2 curves, or a digital/programmable CDI**) See the top of the previous page to see the possible options.

** Digital CDI's can be programmed using the TuneBox software. For more information on TuneBox, see page 30.


2 CYLINDER SETS

The CDI included in the sets below is the standard (analogue) CDI.

The CDI can be replaced with a CDI that has more options:

- 2 curves
- exhaust valve-exit / tacho-exit (standard for some sets, optional for others)
- digital, non-programmable CDI (fix)
- digital, programmable CDI** (2 curves standard)
 - powerjet
 - shiftsystem
 - throttle position

** These digital CDI's can be programmed with the TuneBox software. See page 30 for more information about TuneBox.



2 CYLINDER, 2 STROKE ENGINES

ANALOGUE ORDER CODE	MODEL	COOLING	FAN ADAPTOR PLATE	ROTOR CONE TYPE	BASE PLATE	STATOR	HT-COILS	INCLUDES STANDARD ANALOGUE CDI
068STD90-2b	Standard Set			No cone	No base plate	360◻ 180° dia 90	2 x 1 exit	2 x 068068 *
068STD94-2b	Standard Set			No cone	No base plate	360◻ 180° dia 94	2 x 1 exit	2 x 068068 *
068144	Suzuki GT500			NSR	Uni dia 130	360◻ 180° dia 94	2 x 1 exit	2 x 068068 *
068093	Suzuki T20/GT250/T500			TM	Uni dia 130	360◻ 180° dia 94	2 x 1 exit	2 x 068068 *
068112	Yamaha Banshee			Aprilia RS	RD	360◻ 180° dia 94	2 x 1 exit	2 x 068068 *
068115	Yamaha RD250/350			Aprilia RS	RD	360◻ 180° dia 94	2 x 1 exit	2 x 068003 *
068089	Yamaha TZ250			TM	Uni dia 130	360◻ 180° dia 94	2 x 1 exit	2 x 068068 *
068143	Yamaha TZ250 (1981-1983) [Model 5F7]			Street Magic	TZ250	360◻ 180° dia 94	2 x 1 exit	2 x 068068 *

* This is the standard CDI for the set. It can be replaced with a CDI that has more options. (e.g. 2 curves, or a digital/programmable CDI**) See the top of the previous page to see the possible options.

** Digital CDI's can be programmed using the TuneBox software. For more information on TuneBox, see page 30.

2 CYLINDER, 2 STROKE TANDEM ENGINES

ANALOGUE ORDER CODE	MODEL	COOLING	FAN ADAPTOR PLATE	ROTOR CONE TYPE	BASE PLATE	STATOR	HT-COILS	INCLUDES STANDARD ANALOGUE CDI
068STD90-2a	Standard Set			No cone	No base plate	360◻ 360° dia 90	2 exits	068068 *
068STD94-2a	Standard Set			No cone	No base plate	360◻ 360° dia 94	2 exits	068068 *
068134	PVP			TM	----	360◻ 360° dia 90	2 exits	068068 *
068096	Rotax / FPE (Hdenso)			Suzuki	----	360◻ 360° dia 90	2 exits	068068 *

* This is the standard CDI for the set. It can be replaced with a CDI that has more options. (e.g. 2 curves, or a digital/programmable CDI**) See the top of the previous page to see the possible options.

** Digital CDI's can be programmed using the TuneBox software. For more information on TuneBox, see page 30.

2 CYLINDER, 4 STROKE ENGINES

ANALOGUE ORDER CODE	MODEL	COOLING	FAN ADAPTOR PLATE	ROTOR CONE TYPE	BASE PLATE	STATOR	HT-COILS	INCLUDES STANDARD ANALOGUE CDI
068STD90-2c	Standard Set			No cone	No base plate	360◻ 180° dia 90	2 x 1 exit	2 x 068041 *
068STD94-2c	Standard Set			No cone	No base plate	360◻ 180° dia 94	2 x 1 exit	2 x 068041 *
068157	Honda CB350			NSR	CB350	360◻ 180° dia 94	2 x 1 exit	2 x 068041 *
068158	Honda CB450			NSR	CB450	360◻ 180° dia 94	2 x 1 exit	2 x 068041 *

* This is the standard CDI for the set. It can be replaced with a CDI that has more options. (e.g. 2 curves, or a digital/programmable CDI**) See the top of the previous page to see the possible options.

** Digital CDI's can be programmed using the TuneBox software. For more information on TuneBox, see page 30.

HPI UNIVERSAL INNERROTOR

COMPLETE SETS

3 CYLINDER SETS

The CDI included in the sets below is the standard (analogue) CDI.
The CDI can be replaced with a CDI that has more options:

- 2 curves
- exhaust valve-exit / tacho-exit (standard for some sets, optional for others)
- digital, non-programmable CDI (fix)
- digital, programmable CDI** (2 curves standard)
 - powerjet
 - shiftsystem
 - throttle position

** These digital CDI's can be programmed with the TuneBox software.
See page 30 for more information about TuneBox.



3 CYLINDER, 2 STROKE ENGINES

ANALOGUE ORDER CODE	MODEL	COOLING	FAN ADAPTOR PLATE	ROTOR CONE TYPE	BASE PLATE	STATOR	HT-COILS	INCLUDES STANDARD ANALOGUE CDI
068STD90-3a	Standard Set			No cone	No base plate	360◻ 120° dia 90	3 x 1 exit	3 x 068130 *
068STD94-3a	Standard Set			No cone	No base plate	360◻ 120° dia 94	3 x 1 exit	3 x 068130 *
068111	Kawasaki H1 500			TM	Uni dia 130	360◻ 120° dia 94	3 x 1 exit	3 x 068130 *
068117	Kawasaki H2 750			TM	Uni dia 130	360◻ 120° dia 94	3 x 1 exit	3 x 068130 *
068113	Suzuki GT380/550/750 (left hand side)			TM	Uni dia 130	360◻ 120° dia 94	3 x 1 exit	3 x 068130 *
068138	Suzuki GT380/550/750 (right hand side)			NSR	GT750	360◻ 120° dia 94	3 x 1 exit	3 x 068130 *
068139	Suzuki TR750			TM	Uni dia 130	360◻ 120° dia 94	3 x 1 exit	3 x 068130 *

* This is the standard CDI for the set. It can be replaced with a CDI that has more options. (e.g. 2 curves, or a digital/programmable CDI**) See the top of the previous page to see the possible options.

** Digital CDI's can be programmed using the TuneBox software. For more information on TuneBox, see page 30.

4 CYLINDER SETS

The CDI included in the sets below is the standard (analogue) CDI.
The CDI can be replaced with a CDI that has more options:

- 2 curves
- exhaust valve-exit / tacho-exit (standard for some sets, optional for others)
- digital, non-programmable CDI (fix)
- digital, programmable CDI** (2 curves standard)
 - powerjet
 - shiftsystem
 - throttle position

** These digital CDI's can be programmed with the TuneBox software.
See page 30 for more information about TuneBox.



4 CYLINDER, 2 STROKE ENGINES

ANALOGUE ORDER CODE	MODEL	COOLING	FAN ADAPTOR PLATE	ROTOR CONE TYPE	BASE PLATE	STATOR	HT-COILS	INCLUDES STANDARD ANALOGUE CDI
068STD90-4a	Standard Set			No cone	No base plate	360◻ 180° dia 90	2 x 2 exits	2 x 068068 *
068STD94-4a	Standard Set			No cone	No base plate	360◻ 180° dia 94	2 x 2 exits	2 x 068068 *

* This is the standard CDI for the set. It can be replaced with a CDI that has more options. (e.g. 2 curves, or a digital/programmable CDI**) See the top of the previous page to see the possible options.

** Digital CDI's can be programmed using the TuneBox software. For more information on TuneBox, see page 30.

4 CYLINDER, 4 STROKE ENGINES

ORDER CODE	MODEL	COOLING	FAN ADAPTOR PLATE	ROTOR CONE TYPE	BASE PLATE	STATOR	HT-COILS	INCLUDES STANDARD DIGITAL CDI
068STD90-4b	Standard Set			No cone	No base plate	360◻ 180° dia 90	2 x 2 exits	2 x 069041 (digital) *
068STD94-4b	Standard Set			No cone	No base plate	360◻ 180° dia 94	2 x 2 exits	2 x 069041 (digital) *
068118	Honda CB400F			TM	own plate	360◻ 180° dia 94	2 x 2 exits	2 x 069041 (digital) *

* This is the standard CDI for the set. It can be replaced with a CDI that has more options. (e.g. 2 curves, or a digital/programmable CDI**) See the top of the previous page to see the possible options.

** Digital CDI's can be programmed using the TuneBox software. For more information on TuneBox, see page 30.


HPI UNIVERSAL INNERROTOR

SEPERATE PARTS

SEPERATE PARTS: ROTORS

CODE DESCRIPTION


068098	Magnet rotor (no cone)
068078	Magnet rotor Aprilia RS
068079	Magnet rotor BSA
068149	Magnet rotor Husqvarna
068038	Magnet rotor KTM
068150	Magnet rotor Maico
068032	Magnet rotor Minarelli
068061	Magnet rotor Morini / Street Magic
068035	Magnet rotor NSR / PitBike
068031	Magnet rotor Piaggio
068034	Magnet rotor Puch Maxi
068036	Magnet rotor Suzuki / Kawasaki
068037	Magnet rotor TM
068030	Magnet rotor Wallaroo / Iton
068077	Magnet rotor YZ



SEPERATE PARTS: STATORS

CODE DESCRIPTION

068108	Stator Coil 001 160 ohm PitBike (blue)
068109	Stator Coil 002 360 ohm BSA/IDM (black)
068060	Stator Coil 068 360 ohm 360° type 90
068028	Stator Coil 068 360 ohm 360° type 94
068072	Stator Coil 068 360 ohm 180° double spark type 90
068073	Stator Coil 068 360 ohm 180° double spark type 94
068104	Stator Coil 068 360 ohm 120° triple spark type 90
068105	Stator Coil 068 360 ohm 120° triple spark type 94



068108: PitBike




068109: BSA/IDM



068060/068028: Single spark



068072/068073: Double spark




068104/068105: Triple spark

SEPERATE PARTS: BASEPLATES

CODE DESCRIPTION


068080	Baseplate Aprilia RS / Gilera GPZ 125
068084	Baseplate BSA01
068162	Baseplate CB350
068163	Baseplate CB450
068091	Baseplate CR250
068090	Baseplate dia 105
068081	Baseplate dia 108
068103	Baseplate dia 130
068092	Baseplate GT750 (right hand side mounting)
068151	Baseplate KTM
068019	Baseplate Minarelli
068074	Baseplate Morini (Wallaroo + bus)
068018	Baseplate NSR / MTX
068020	Baseplate Peugeot and Wallaroo
068021	Baseplate Piaggio
068082	Baseplate PIA 125cc
068083	Baseplate PitBike
068161	Baseplate RD
068022	Baseplate TM dia 110 to 94 (Uni Cross)
068145	Baseplate TZ



068080: Aprilia RS / Gilera GPZ 125



068084: BSA01




068091: CR250




068090: Dia 105




068103: Dia 130




068092: GT750




068019: Minarelli




068018: NSR / MTX




068020: Peugeot / Wallaroo



068021: Piaggio



068082: PIA 125cc



068083: PitBike




068022: TM dia 110 to 94 (Uni Cross)

HPI UNIVERSAL INNERROTOR


SEPERATE PARTS

CDI'S


CODE	DESCRIPTION
068001	CDI 001 analogue, fixed advance curve : PitBike, 1 curve
068002	CDI 002 analogue, BSA/IDM, 1 curve
068068	CDI 068 analogue, variable curve, 1 curve
068003	CDI 003 analogue, variable curve, 1 curve, exhaust valve-exit
068106	CDI 106 analogue, variable curve, 1 curve, 2 ht-coil exits
068054	CDI 054 analogue, variable curve, 1 curve, exhaust valve-exit, 2 ht-coil exits
068044	CDI 044 analogue, variable curve, 2 curves
068059	CDI 059 analogue, variable curve, 2 curves, exhaust valve-exit
068045	CDI 045 analogue, variable curve, 2 curves, 2 ht-coil exits
068065	CDI 065 analogue, variable curve, 2 curves, exhaust valve-exit, 2 ht-coil exits
068041	CDI 041 digital, fixed, 1 curve
068148	CDI 148 digital, fixed, 1 curve, exhaust valve-exit
068042	CDI 042 digital, programmable, 2 curves
068114	CDI 114 digital, programmable, 2 curves, exhaust-valve exit
068107	CDI 107 digital, programmable, 2 curves, 2 ht-coil exits
068066	CDI 066 digital, programmable, 2 curves, exhaust valve-exit, 2 ht-coil exits
068087	CDI 087 digital, programmable, 2 curves, powerjet
068102	CDI 102 digital, programmable, 2 curves, powerjet, exhaust valve-exit
068120	CDI 120 digital, programmable, 2 curves, powerjet, 2 ht-coil exits
068121	CDI 121 digital, programmable, 2 curves, powerjet, exhaust valve-exit, 2 ht-coil exits
068122	CDI 122 digital, programmable, 2 curves, shift system
068123	CDI 123 digital, programmable, 2 curves, shift system, exhaust valve-exit
068124	CDI 124 digital, programmable, 2 curves, shift system, 2 ht-coil exits
068125	CDI 125 digital, programmable, 2 curves, shift system, exhaust valve-exit, 2 ht-coil exits
068126	CDI 126 digital, programmable, 2 curves, shiftsystem, powerjet
068127	CDI 127 digital, programmable, 2 curves, shiftsystem, powerjet, exhaust valve-exit
068128	CDI 128 digital, programmable, 2 curves, shiftsystem, powerjet, 2 ht-coil exits
068129	CDI 129 digital, programmable, 2 curves, shiftsystem, powerjet, exhaust valve-exit, 2 ht-coil exits
068130	CDI 130 3 cylinder, analog, variable curve, 1 curve
068147	CDI 147 2 & 4 cylinder, analog, variable curve, 1 curve (2 ht-coil exits)



* Digital CDI's can be programmed using the TuneBox software. For more information on TuneBox, see page 30.




CDI 068068



CDI 068044



CDI 068106




CDI 068003




CDI 068130




CDI 068042




CDI 068107



CDI 068129



CDI 068041




CDI 068114

* Digital CDI's can be programmed using the TuneBox software. For more information on TuneBox, see page 30.

OTHER

CODE	DESCRIPTION
068006	HT-coil 1 output universal CDI type
068007	HT-coil 2 outputs CDI type
068023	Fan Adaptor Plate Minarelli
068075	Fan Adaptor Plate Universal
068005	Fan Adaptor Plate Wallaroo
068024	Light coils for innerrotor types 10W 2004
068025	Light coils for innerrotor types 10W 2003
068040	Pulsar Digital Programmable
068064	Switchbutton (for 2 curves)
068101	Extra weight 350 grams, RVS disc
068043	Programming software and interface




068064: Switchbutton



068007: HT-coil 2 outputs



068043: Software and interface



068006: HT-coil 1 output



068023: Fan adaptor plate Minarelli



068075: Fan adaptor plate Universal



068024/068025: Light coil



068101: Extra weight 350 grams

* Digital CDI's can be programmed using the TuneBox software. For more information on TuneBox, see page 30.

SEM



Original 2 stroke CDI




CD5005




Original 4 stroke CDI




CD5004



Original digital CDI (ICU 10)



CD5006D



Original Stator



ST5051L



ST5410L



ST5500L



CD5206D

SEM ARTICLES

MODEL	CDI	STATOR
Aprilia RS 125	CD5005	ST5500L
Husaberg (most models up to 1999)	CD5004	ST5500L
Husaberg (all models 99-03)	CD5006D	ST5410L
Husqvarna TE410 (up to 2004)	CD5004	ST5051L
Husqvarna TE510 (1989)	CD5004	ST5051L
Husqvarna TE610 (up to 2000)	CD5004	ST5051L
Husqvarna SMR750 (up to 2004)	CD5004	ST5051L
KTM 250MX (86-87)	CD5005	ST5500L
KTM 250SX Digitech (85-92)	CD5206D	-
KTM 320 (1986)	CD5005	ST5500L
KTM 400 EXC/SX (1998)	CD5005	ST5500L
KTM 620 EXC-F/SX-F (1998)	CD5004	ST5500L
Vertemati (all models)	CD5004	ST5500L

* The HT-coil is always included when ordering the CDI.

SELLETRA

CODE	DESCRIPTION
SEL9080	Stator, 58mm, dia 90, 80 ohm
SEL9480	Stator, 58mm, dia 94, 80 ohm
SEL90120	Stator, 58mm, dia 90, 120 ohm
SEL94120	Stator, 58mm, dia 94, 120 ohm
SEL90160	Stator, 58mm, dia 90, 160 ohm
SEL94160	Stator, 58mm, dia 94, 160 ohm

MOTOPLAT

CODE	DESCRIPTION
M5890	Stator, dia 58mm, type 90, 360 ohm
M5894	Stator, dia 58mm, type 94, 360 ohm
M6390	Stator, dia 63mm, type 90, 360 ohm
M6394	Stator, dia 63mm, type 94, 360 ohm
MC0101	CDI
MHT001	HT-Coil
MS5890	Set: Stator, CDI-unit and HT-coil, dia 58mm, type 90
MS5894	Set: Stator, CDI-unit and HT-coil, dia 58mm, type 94
MS6390	Set: Stator, CDI-unit and HT-coil, dia 63mm, type 90
MS6394	Set: Stator, CDI-unit and HT-coil, dia 63mm, type 94

PVL

CODE	DESCRIPTION
PVL01	Stator, hattinger 160 ohm without base plate
PVL07	Stator, 120 ohm without base plate
PVL02	Stator, standard 80 ohm without base plate
PVL03	Stator, hattinger 160 ohm on base plate dia 90
PVL04	Stator, hattinger 160 ohm on base plate dia 94
PVL08	Stator, 120 ohm on base plate dia 90
PVL09	Stator, 120 ohm on base plate dia 94
PVL05	Stator, standard 80 ohm on base plate dia 90
PVL06	Stator, standard 80 ohm on base plate dia 94
PVL10	CDI for standard 80 ohm stator (Digital)
PVL11	CDI for hattinger 160 ohm stator (Analogue)



Original Selettra Stator




SEL94120: Selettra Stator



Original Motoplatt Stator



Original Motoplatt Stator



MS6394: Complete Motoplatt Set



PVL01: PVL Stator, Hattinger




PVL02: PVL Stator



PVL11: PVL CDI, Analogue



PVL10: PVL CDI, Digital



STK010
Internal Rotor Kit - Single Spark Plug System
 • Ignition only (no lighting)
 • Self generating, high performance system
 • Replaces the original Lucas alternator
 • Points and distributor are not required
 • Fitted for race applications
BSA: B25, B40, B44, B50, C15




STK012
Internal Rotor Kit - Twin Spark Plug System
 • Ignition only (no lighting)
 • Self generating CDI ignition system (no battery required)
 • Replaces the original Lucas alternator
 • Points and distributor are not required
TRIUMPH: 3TA, 5TA, Unit 650 BSA: A65



STK012D
Internal Rotor Kit - Twin Spark Plug System
 • Digital version - Ignition only (no lighting)
 • Self generating CDI ignition system (no battery required)
 • Replaces the original Lucas alternator
 • Points and distributor are not required
TRIUMPH: 3TA, 5TA, Unit 650 BSA: A65



STK018
Internal Rotor Kit - Single Spark Plug System
 • Ignition only (no lighting)
 • Complete analogue system
 • Replaces original Motoplatt digital set-up
 • Reliable, low cost kit
HUSQVARNA: CR400, CR500



STK019
Internal Rotor Kit - Single Spark Plug System
 • Ignition only (no lighting)
 • Complete analogue system
 • Replaces original Motoplatt digital set-up
 • Reliable, low cost kit
HUSQVARNA: WR125, WR250



STK022
Internal Rotor Kit - Twin Spark Plug System
 • Ignition only (no lighting)
 • Self generating CDI ignition system (no battery required)
 • Replaces the original Lucas alternator
 • Points and distributor are not required
NORTON: Commando



STK022D
Internal Rotor Kit - Twin Spark Plug System
 • Digital version - Ignition only (no lighting)
 • Self generating CDI ignition system (no battery required)
 • Replaces the original Lucas alternator
 • Points and distributor are not required
NORTON: Commando



STK025
Internal Rotor Kit - Single Spark Plug System
 • Ignition only (no lighting)
 • Replaces original SEM set-up
 • Reliable, low-cost kit
KTM: 250MX



STK040
Classic Race Stator Kit - Internal Rotor
 • Ignition only (no lighting)
 • Self generating (no battery required)
 • Complete stator kit for 2 cylinder, 2 stroke motorcycles with a firing angle of 180 degrees
 • High performance, totally reliable, race proven
YAMAHA: Banshee, RD250, RD350 LC/Y/PVS



STK043
Classic Race Stator Kit - Internal Rotor
 • Ignition only (no lighting)
 • Self generating (no battery required)
 • Complete stator kit for 2 cylinder, 2 stroke motorcycles with a firing angle of 180 degrees
 • High performance, totally reliable, race proven
YAMAHA: TZ350



STK112
Internal Rotor Kit - Twin Spark Plug System
 • Ignition only (no lighting)
 • Replaces original Bosch points system or Motoplatt electronic system
 • Reliable, low cost kit
MAICO: 250MX




STK113
External Rotor Kit
 • Ignition only (no lighting)
 • CDI ignition for reliable easy starting
MAICO: 490



STK154
Stator Kit
 • Ignition only (lighting available on STK154L)
 • Uses original rotor/flywheel
 • Replaces original points system with CDI electronic ignition
 • Strong, reliable spark
BULTACO: Sherpa Trials




STK154L
Stator Kit
 • Ignition & Lighting
 • Uses original rotor/flywheel
 • Replaces original points system with CDI electronic ignition
 • Strong, reliable spark
BULTACO: Sherpa Trials




STK160
120W Generator System - Ducati Singles
 • Complete alternator system
 • Available as 12V or 6V
 • No modification required
 • Power output greatly improved upon original 40W/60W generators
DUCATI: 125, 160, 200, 250cc models (1957 on) Narrow case - 3 hole mounting



STK161
120W Generator System - Ducati Singles
 • Complete replacement system including self generating digital CDI ignition
 • No modification required
 • Power output greatly improved upon original 40W/60W generators
DUCATI: 250, 350, 450cc models (1957 on) Narrow case - 3 hole mounting



STK163
120W Generator System - Ducati Singles
 • Complete alternator system
 • Available as 12V or 6V
 • No modification required
 • Power output greatly improved upon original 40W/60W generators
DUCATI: 125, 160, 200, 250cc models (1957 on) Wide case - 4 hole mounting



STK164
120W Generator System - Ducati Singles
 • Complete replacement system including self generating digital CDI ignition
 • No modification required
 • Power output greatly improved upon original 40W/60W generators
DUCATI: 250, 350, 450cc models (1957 on) Wide case - 4 hole mounting



STK167D
Classic Race Ignition Kit - Ducati Singles
 • Self generating digital CDI ignition with external rotor & pick-up
 • No modification required
 • Power output greatly improved upon original 40W/60W generators
DUCATI: Classic Race Singles 125-250cc Narrow case - 3 hole mounting



STK168D
Classic Race Ignition Kit - Ducati Singles
 • Self generating digital CDI ignition with external rotor & pick-up
 • No modification required
 • Power output greatly improved upon original 40W/60W generators
DUCATI: Classic Race Singles 125-250cc Wide case - 4 hole mounting



STK173D
High Performance Race Kit
 • Self generating (no battery required) digital CDI ignition system for twin cylinder, 4 stroke engines with a 180 degree crank
 • Independent CDI & HT-coils for each cylinder
HONDA: CB72, CR72



STK175
Internal Rotor Kit - Single Spark Plug System
 • Ignition only (no lighting)
 • High energy self generating CDI ignition system replaces the original Wipac alternator

BSA: Bantam Trials - D10, D14/4



STK176
Internal Rotor Kit - Single Spark Plug System
 • Ignition only (no lighting)
 • High energy self generating CDI ignition system replaces the original Wipac alternator

BSA: Formula Bantam



STK200
Internal Rotor Kit - Single Spark Plug System
 • Ignition only (no lighting)
 • High energy self generating CDI ignition system replaces the original Wipac alternator

TRIUMPH: Tiger Cub



STK210D
Race Ignition Kit
 • Self generating digital CDI ignition system
 • No battery, alternator points etc. required
 • Race proven
 • This system is not suitable for starter motor installation

SUZUKI: GS1000



STK235
Race Stator Kit
 • Ignition only (no lighting)
 • Self generating CDI ignition system (no battery required)
 • Complete stator kit for 3 cylinder, 2 stroke motorcycles, with firing angle of 120 degrees
SUZUKI: GT380, GT500, GT750 (left hand side mounting)



STK250
Race Stator Kit
 • Ignition only (no lighting)
 • Self generating CDI ignition system (no battery required)
 • Precise and stable ignition
 • No modifications needed
SUZUKI: T20, T500



STK255
Race Stator Kit
 • Ignition only (no lighting)
 • Self generating CDI ignition system (no battery required)
 • Precise and stable ignition
 • No modifications needed
SUZUKI: GT500



STK275
Race Stator Kit
 • Ignition only (no lighting)
 • Self generating CDI ignition system (no battery required)
 • Complete stator kit for 3 cylinder, 2 stroke motorcycles, with firing angle of 120 degrees
SUZUKI: GT380, GT500, GT750 (right hand side mounting)



STK300
External Rotor Kit
 • Ignition only (no lighting)
 • CDI ignition for strong reliable spark
 • External pick-up for precise timing

FANTIC: Trials 300, 301, 302



STK310D
Race Ignition Kit
 • Ignition only (no lighting)
 • Self generating digital CDI ignition system
 • No battery, alternator points etc. required

KAWASAKI: Z1000



STK330
Race Stator Kit
 • Ignition only (no lighting)
 • Self generating CDI ignition system (no battery required)
 • Complete stator kit for 3 cylinder, 2 stroke motorcycles, with firing angle of 120 degrees
KAWASAKI: H1/H2, KH250, KH400, KH500



STK350D
High Performance Race Kit
 • Self generating (no battery required)
 • High performance digital CDI ignition system for twin cylinder, 4 stroke motorcycles with a 180 degree crank
 • Independent CDI & HT-coils for each cylinder
HONDA: CB350K4



STK425
Classic Race Stator Kit
 • Ignition only (no lighting)
 • Self generating (no battery required)
 • High performance system for 2 cylinder, 2 stroke motorcycles with a firing angle of 180 degrees
 • Totally reliable, race proven
YAMAHA: TD1, TD2 250cc (RH fitting)




STK450D
High Performance Race Kit
 • Self generating (no battery required)
 • High performance digital CDI system for twin cylinder, 4 stroke motorcycles with a 180 degree crank
 • Independent CDI & HT-coils for each cylinder
HONDA: CB450, CB500T




STK720
External Rotor System
 • Self generating (no battery required)
 • 120W alternator output, direct AC lighting with regulator included
 • Flywheel weight equivalent to the original Ducati system
LAMBRETTA: GP



STK956
Internal Rotor Kit - Single Spark Plug System
 • Ignition only (no lighting)
 • Self generating (no battery required)
 • High performance system for many different models (classic racing, trials, karts, etc.)
 • Fitted for race applications
ROTAX: 250 Twin



STK970
External Rotor Kit
 • Ignition only (lighting available on STK970L)
 • High quality electroplating and stainless steel fittings are used for maximum corrosion protection
 • Automatic variable advance curve specifically for the Villiers 2 stroke engine
VILLIERS: 197-280cc engines



STK970L
External Rotor Kit
 • Ignition & Lighting
 • High quality electroplating and stainless steel fittings are used for maximum corrosion protection
 • Automatic variable advance curve specifically for the Villiers 2 stroke engine
VILLIERS: 197-280cc engines

ELECTRONIC FUEL INJECTION

Now available for these engines:

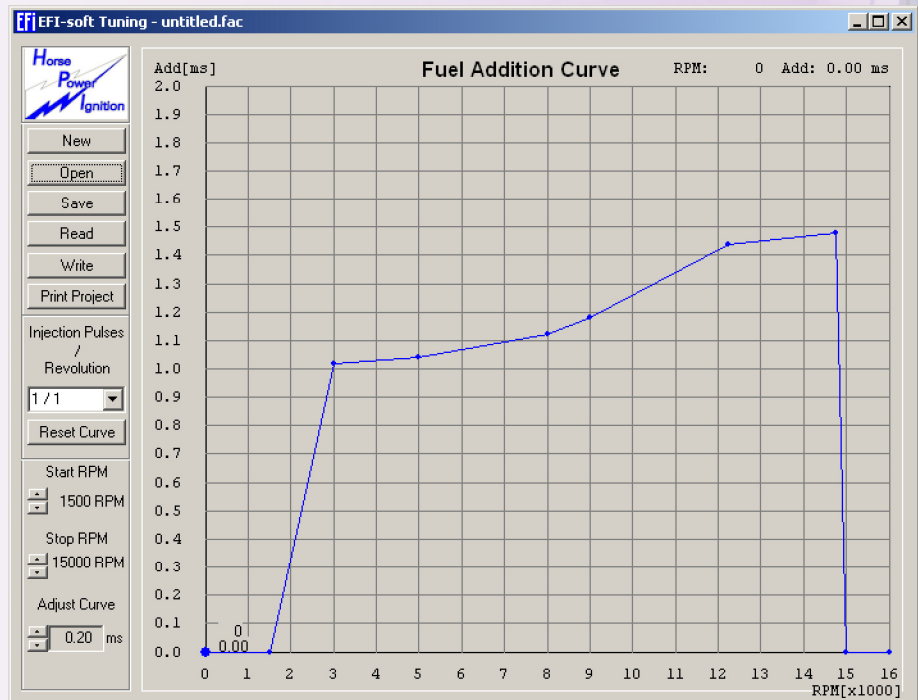
Code*	Description
EFI001/D*	Arctic Cat 700 EFI (2007-2008)
EFI006/D*	Can Am (Single cylinder engines)
EFI004/D*	Gas Gas 450
EFI001/D*	Honda CRF450 (2009)
EFI001/D*	Husqvarna SMR 750 (2010)
EFI001/D*	Husqvarna TE 250 (2010)
EFI001/D*	Kawasaki KXF450 (2008-2010)
EFI003/D*	KTM 350 SX-F (2010)
EFI001/D*	Polaris Sportsman 500 (2006-2008)
EFI001/D*	Suzuki King Quad 700 (2005-2007)
EFI001/D*	Suzuki King Quad 750 (2008-2009)
EFI002/D*	Suzuki LTR450 (2006-2010)
EFI003/D*	Suzuki LTZ400 (2009-2010)
EFI003/D*	Suzuki RMZ450 (2008-2010)
EFI005	Yamaha FZ-1
EFI001/D*	Yamaha Grizzly 550 (2009)
EFI001/D*	Yamaha Grizzly 700 (2006-2009)
EFI007/D*	Yamaha R125
EFI001/D*	Yamaha Raptor 700 (2005-2009)
EFI001/D*	Yamaha YFZ450 (2009)



* All EFI's are available as an analogue as well as a digital unit. For digital units, the order code includes the 'D' at the end. (e.g. EFI001D is the digital unit - EFI001 is the analogue unit). Digital units allow you to draw the curve yourself.

EFI-Soft Tuning for digital EFI's:

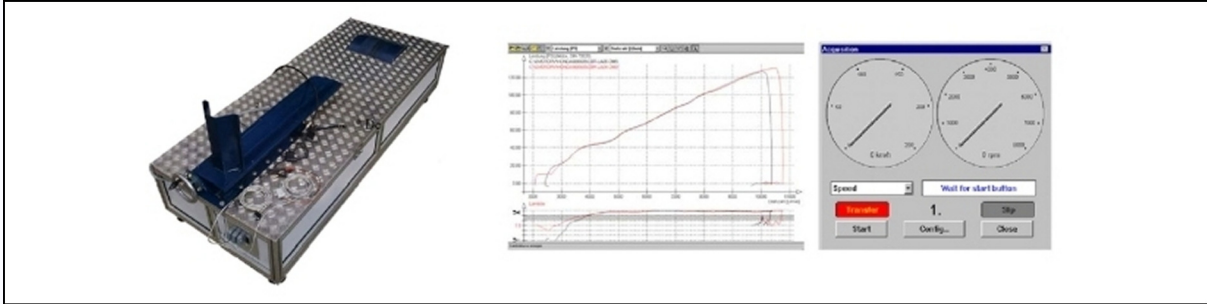
EFI-Soft Tuning allows you to draw your own curve (see screenshot below), and program it into the EFI using an interface (picture below).



TESTING BENCH

THE SOFTWARE

The Software 'Overdrive' is available in English and French. It only takes a few minutes to be able to work with the program, and therefore you'll quickly be able to execute accurate measurements. The program is easy to maintain and can be operated by one person. There is no wear to the tyres. The PK-, Nm- and LAMDA-curves are easily printable.



THE ELECTRONIC

With this kit, that can be seen below, you're able to measure the following:

- # Power and clutch on the wheel and crankshaft. These measurements are in accordance with ISO or DIN standards, and can be corrected as temperature, air pressure or moisture changes. The full loss of the power transmission due to the cogwheel, the clutch and the chain is also taken into calculation.
- # The distance covered during the measurement. This enables you to compare the acceleration of different distances of a measurement with a higher top power and a smaller curve to a measurement with lower top power and a wider curve.
- # The RPM of the engine, taken from the high voltage bobbin.
- # The skid between the back wheel and the roller.
- # The speed, with a range up to more than 300 km/h.
- # The acceleration time in order to judge the measuring progress.



POSSIBLE OPTIONS

LAMDA measurement, Hydraulic brake and an electrical starter.

PITSCH KRÖBER IGNITIONS & REV-COUNTERS

Ignitions:

The famous Kröber ignitions have been a good reference in the sixties for all the manufacturers of racing motorcycles because of the high standards of quality and efficiency. Available as an ignition module or as an independent CDI.

Rev-counters:

Road types: 0/8000 RPM, 0/10000 RPM, 0/12000 RPM
Racing types: 4/12000 RPM, 6/14000 RPM, 8/16000 RPM, 8/18000 RPM



TEL: +32 (0)89 46 74 39
FAX: +32 (0)89 47 33 28

INTERNET: www.hpi.be
E-MAIL: hpi@hpi.be